

United We Stand: One Vision for Malaysia

MALAYSIAN OPHTHALMOLOGY SCIENTIFIC CONGRESS 2025

25-27 APRIL 2025

BERJAYA TIMES SQUARE HOTEL, KUALA LUMPUR, MALAYSIA

e-PROGRAMME BOOK



Hosted by





YOUR ULTIMATE IOL POWERHOUSE



ACUNEX®

GLISTENING-FREE HYDROPHOBIC

FENTIS®

PRECISION WITH
AUTOMATED CAPSULOTOMIES

LENTIS® QUANTUM

THE BETTER STANDARD IOL
FOR ALL CATARACT PATIENTS

LENTIS® Comfortfamily

THE PIONEERING EDOF-IOL
FOR EVERY PATIENT

LENTIS® Mplusfamily

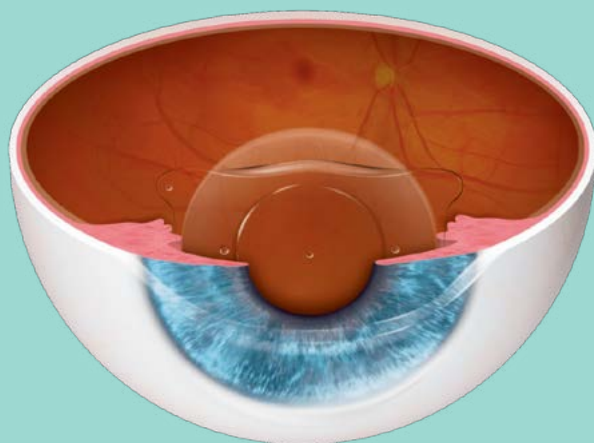
PREMIUM IOL FOR CATARACT,
PRESBYOPIA AND ASTIGMATISM

ACUNEX®
ACUNEX®
VARIO
ACUNEX®
VARIOMAX

UNIQUE
BRILLIANCE



EVO ICL™
Evolution in Visual Freedom



30 Years of Delivering Visual Freedom



Over **30 years** of
clinical use



900+ published clinical
studies on efficacy &
long term safety



**CE marked &
FDA approved**



> 3 Million ICLs
implanted globally



Rotationally **stable toric**
lens platform



Low rate of adverse events

STAARSURGICAL™

transmedic
ophthalmology

Let's look further



Social Media

CONTENTS



WELCOME MESSAGE

- 01** Congress Co-Chairperson
- 02** Scientific Chair

COMMITTEES

- 05** MOSC 2025 Organizing Committee
- 09** MOSC 2025 Scientific Programme Committee

AWARDS & LECTURES

- 13** Awardee of the
Dato' Dr Mohamed Noor Marahakim Award
- 14** Keynote Lecture for the
Dato' Dr Mohamed Noor Marahakim Award
- 15** Awardee of the
Keynote & Dato' Dr S Selvarajah Lecture
- 16** Service Awardees

SCIENTIFIC PROGRAMME SCHEDULE

- 18** Programme Overview
- 19** Keynote Lecture
- 20** Day 1: 25 April 2025 [Friday]
- 35** Day 2: 26 April 2025 [Saturday]
- 47** Day 3: 27 April 2025 [Sunday]
- 52** Lunch Symposium
Submitted Abstract
- 56** e-Poster
- 115** e-Poster Discussion
- 121** Free Paper
- 124** Video

CONGRESS INFORMATION

- 128** Congress Information
- 130** General Information
- 132** Floor Plan
- 133** Social Programme

SPONSORS

- 134** List of Sponsors

EXHIBITORS

- 135** List of Exhibitors

WELCOME MESSAGE

Congress Co-Chairperson



In the name of God, the Most Gracious, the Most Merciful,

I would like to express my heartfelt gratitude and admiration to the representatives from all divisions within Malaysian Ophthalmology who have united in their commitment to build a stronger Eye Community and enhance services for the rakyat of our beloved nation.

The inaugural Malaysian Ophthalmology Scientific Congress (MOSC) is a major milestone in promoting collaboration. It is fitting that we begin this journey alongside our esteemed colleagues from the Ministry of Health, right in the heart of Kuala Lumpur.

Our shared vision is to break down the traditional barriers separating trainees from consultants, private practice from public service, and services from academia. Through MOSC, we aspire to create a dynamic platform where the latest research, surgical techniques, and knowledge can be shared under one roof.

My sincere congratulations to the organising committee and sponsors who have embraced this vision and worked tirelessly to bring it to life. Let us all take pride in playing our part in this historic moment for Malaysian Ophthalmology.

With Warmest Regards,

Dr Miswan Muiz Mahyudin
Co-Chairperson
MOSC 2025

*United We Stand:
One Vision for Malaysia*





MALAYSIAN OPHTHALMOLOGY SCIENTIFIC CONGRESS 2025



WELCOME MESSAGE Congress Co-Chairperson

Dear Friends and Colleagues,

We are thrilled to welcome you to the inaugural **Malaysian Ophthalmology Scientific Congress (MOSC)**, held from April 25-27, 2025. This landmark event, themed **"United We Stand: One Vision for Malaysia"**, brings together the Malaysian Universities Conjoint Committee of Ophthalmology (MUCCO), Malaysian Society of Ophthalmology (MSO), College of Ophthalmologists Academy of Medicine Malaysia (COAMM), the Ophthalmology Services of Ministry of Health Malaysia (MOH) and Malaysian Armed Forces, in a spirit of unity and collaboration.

As we embark on this new path from the previously held Conjoint Ophthalmology Society Conference (COSC), we want to emphasize that the essential elements of the congress remain intact. This conference is built upon the strong foundation that was laid before as we strive for new heights; preserving the ethos of unity, collaboration, and knowledge-sharing that has defined our professional gatherings for years.

This year's programme has been thoughtfully crafted to address the needs of our entire ophthalmic community, from paramedics and optometrists to ophthalmologists. Attendees will have the opportunity to learn from expert speakers, participate in interactive sessions, and engage in hands-on workshops, all designed to expand our clinical skills, inspire fresh perspectives, and encourage innovative solutions for patient care.

In addition to these educational experiences, the conference also provides a unique platform for networking. We look forward to connecting with colleagues across specialties, sharing insights, and building partnerships that will support our individual growth and strengthen the ophthalmology community as a whole.

Join us as we unite under a shared vision and reaffirm our commitment to making a meaningful impact in the lives of our patients and our profession. Together, we are shaping the future of ophthalmology in Malaysia, building on a legacy while forging new paths forward, and we are excited to embark on this journey with you.

We look forward to welcoming you to this historic event.

With Warmest Regards,

Dr Jamaliah Rahmat
Co-Chairperson
MOSC 2025

WELCOME MESSAGE

Scientific Chair



Assalamualaikum warahmatullahi wabarakatuh & greetings

Welcome to the **Malaysian Ophthalmology Scientific Congress (MOSC) 2025!**

Thank you for joining MOSC 2025, the inaugural congress merging the rich traditions of the Annual Scientific Meeting of the Malaysian Society of Ophthalmology (MSO) and the Conjoint Ophthalmology Scientific Conference (COSC) of the Malaysian Universities Conjoint Committee of Ophthalmology (MUCCO). Our goal is to strengthen the ophthalmology fraternity in Malaysia, catalyze activities to improve ophthalmic care, enhance training, and promote collaborative projects in research, innovation, and advocacy for blindness prevention. United we stand: one vision for Malaysia.

MOSC 2025 features 12 expert speakers from Australia, Canada, India, Indonesia, Taiwan, Thailand, Singapore, and South Korea, along with 133 Malaysian ophthalmologists. The congress boasts 46 hours of scientific sessions covering 13 subspecialties, including dedicated sessions for paramedics and optometrists. These sessions are meticulously curated by members of the scientific committee from the Ministry of Health, Universiti Malaya, Universiti Kebangsaan Malaysia, Universiti Sains Malaysia, Universiti Islam Antarabangsa Malaysia, Malaysian Armed Forces, the College of Ophthalmologists, Academy of Medicine Malaysia (COOAMM), and MSO.

We are privileged to welcome esteemed keynote speakers, Professor Dr. Chan Yun Kim from South Korea, and Associate Clinical Professor Dr. Yasser Khan from Canada. Both individuals are widely recognized as leading authorities in their respective fields.

MOSC 2025 received 579 abstract submissions not only from Malaysia but also from Indonesia, India, Pakistan, Japan, Thailand, and Singapore. We look forward to engaging discussions during free paper and e-poster sessions. In addition, there are a variety of interactive sessions including debates on current and controversial topics in ophthalmology, intervarsity quizzes, and a video competition showcasing educational and inspiring films related to ophthalmology. Most importantly, it is a time to connect and reconnect, collaborate, and have fun over these three days. Be part of a transformative experience in the field of ophthalmology.

Professor Dr Liza Sharmini Ahmad Tajudin
Scientific Chair

Dr Rohanah Alias
Scientific Co-Chair

*United We Stand:
One Vision for Malaysia*



Alcon

A great outcome is one **that lasts.**

The Hydrus® Microstent

Purposefully crafted to dilate and scaffold Schlemm's Canal for natural aqueous outflow

The FIRST MIGS device to report long-term clinical results from a pivotal trial at 5 years.^{2,3}**



59% of all patients remained medication free^{*}



66% of patients on 1 prior medication remained medication free¹



>50% relative reduction in incisional SSIs[†] compared to cataract surgery alone¹

Contact an Alcon specialist to advance your journey with the Hydrus® Microstent.

*n=308

**5-year pivotal trial follow up included 308 patients in the Hydrus group and 134 in the control

[†]Secondary Surgical Intervention (SSI) include trabeculectomy, tube shunt, gel stent, ECP/TSCP, non-penetrating; (9/369 Hydrus and 10/187 CS)

References: 1. Ahmed I, et al; HORIZON Investigators. Long-term Outcomes from the HORIZON Randomized Trial for a Schlemm's Canal Microstent in Combination Cataract and Glaucoma Surgery. [https://www.aaojournal.org/article/S0161-6420\(22\)00160-9/fulltext](https://www.aaojournal.org/article/S0161-6420(22)00160-9/fulltext) 2. Hydrus Microstent Instructions for Use 3. Safety & Effectiveness Study of the Hydrus Microstent for Lowering IOP in Glaucoma Patients. ClinTrials.gov (NCT01539239)

©2023 Alcon Inc. 12/23 US-HDM-2300249 MY-HDM-2400018 GC9968021-56734 Registered under Act 737

The content is intended for Healthcare Professionals only, not for general public


HYDRUS®
MICROSTENT

COMMITTEES

MOSC 2025 Organizing Committee

CONGRESS CO-CHAIRPERSON



Miswan Muiz



Jamalia Rahmat

ADVISOR



Kenneth Fong Choong
Sian



Mohd Aziz Husni



Shatriah Ismail

CO-SECRETARY



Sangeetha
Tharmathurai



Teh Wee Min

CO-TREASURER



Mae-Lynn Catherine
Bastion



Sharifah Intan Hosnaliza

ACCOMMODATION & LOGISTICS CO-CHAIR



Chan Li Yen



Ng Hong Kee

INTERVASITY QUIZ CO-CHAIR



Henry Ngoo Qi Zhe



Siew Yuen Goh

*United We Stand:
One Vision for Malaysia*





MALAYSIAN OPHTHALMOLOGY SCIENTIFIC CONGRESS 2025

COMMITTEES

MOSC 2025 Organizing Committee

IT & AUDIO-VISUAL CO-CHAIR



Chan Jan Bond



Choo Swee Ying



Nor Azita Tarmidzi



Wai Yong Zheng

PUBLIC RELATIONS & WEBSITE CO-CHAIR

SPONSORSHIP CO-CHAIR



Lee Mun Wai



Roslinah Muji

SOCIAL EVENTS CO-CHAIR



Norhafizah Hamzah



Sudhashini
Chandrasekaran

SOCIAL EVENTS COMMITTEE



Dominica Ch'ng Duan Yu



Hafeezah Nor Amirrudin



Lily Muhanifa Mustafa

COMMITTEES

MOSC 2025 Organizing Committee

REGISTRATION & PROTOCOL CO-CHAIR



Barkeh Hanim
Jumaat



Suriana Suaibun

REGISTRATION & PROTOCOL COMMITTEE



Arief Fikri Sulaiman



Mohd Ihsan Jamaludin



Muhammad Naim Hamid



Nabila Sheikh Ismail



Noorlaila Baharuddin



Nur Arina
Mohammed Zain



Safiyah Jameelah

*United We Stand:
One Vision for Malaysia*





COMMITTEES MOSC 2025 Organizing Committee

PUBLICATION CO-CHAIR



Norlina Ramli



Teh Wee Min

PUBLICATION COMMITTEE



Chan Jan Bond



Dahvinia Devan



Haslinda A. Rahim



Ng Hong Kee



Nurul Laila Salim



Jason Allan



Rajasudha Sawri Rajan



Rohanah Alias



Sangeetha
Tharmathurai



Shahidatul Adha



Siti Nurhuda



Sudhashini
Chandrasekaran



Sujaya Singh



Syaridatul Hikmah
Kamarudin



Wai Yong Zheng



Yong Meng Hsien

MOSC 2025 Scientific Programme Committee

COMMITTEES

SCIENTIFIC CHAIR



Liza Sharmini Ahmad
Tajudin

SCIENTIFIC CO-CHAIR



Rohanah Alias

CATARACT & REFRACTIVE JOURNEY



Khairidzan Mohd
Kamal



Miswan Muiz Mahyuddin



Lee Mun Wai



Syaridatul Hikmah

CORNEA, DRY EYES & EXTERNAL EYE DISEASES



Chandramalar
T. Santhirathelagan



Wan Haslina



K John Mathen



Sujaya Singh

VITREO-RETINAL SURGERY



Mae-Lynn Catherine
Bastion



Mushawiahti Mustapha



Widad Md Yusof



Teh Wee Min

MEDICAL RETINA, UVEITIS & OCULAR INFLAMMATION



Hanizasurana Hashim



Barkeh Hanim Jumaat



Nor Azita Ahmad
Tarmidzi



Lathalakshmi
Thangavelu



MALAYSIAN OPHTHALMOLOGY SCIENTIFIC CONGRESS 2025

COMMITTEES

MOSC 2025 Scientific Programme Committee

ORBIT & OCULOPLASTIC



Zurina Zainal Abidin



Kala Sumugam



Norlaila Talib



Haslinda A. Rahim

PAEDIATRIC OPHTHALMOLOGY & STRABISMUS



Safinaz Mohd Khialdin



Choong Yee Fong



Nurliza Khaliddin



Sangeetha
Tharmathurai

NEURO-OPHTHALMOLOGY



Wan Hazabbah Wan
Hitam



Nurul 'Ain Masnon



Nor Fadhilah Mohamad



Shahidatul Adha
Mohamad

YOUNG OPHTHALMOLOGY



Wendy See Yen Nee



Rajasudha Sawri Rajan



Wai Yong Zheng



Jason Allan Cheah
Seng Soon

OPTOMETRISTS & PARAMEDICS



Nor Akmal Bahari



Haniza Suboh



Mohamad Azaruddin



Rohana Sahol Hamid

MOSC 2025 Scientific Programme Committee

COMMITTEES

GLAUCOMA & GLAUCOMA SURGERY



Norlina Mohd Ramli



Norhalwani Husain



Fang Seng Kheong



Ng Hong Kee

ACADEMIA, RESEARCH & PUBLICATION



Shatrah Ismail



Zalifa Zakiah Asnir



Norshamsiah Md Din



Chan Jan Bond

MYOPIA



Norazah Abdul Rahman



Fazilawati A
Qamarruddin



Sunder Ramasamy



Ng Wei Loon

MISCELLANEOUS/PUBLIC HEALTH



Mohamad Aziz Salowi



Azlina Mokhtar



Nor Anita Che Omar



Siti Nurhuda Sharudin

ABSTRACT SUBMISSION PANEL



Rohanah Alias



Dahvinia Devan




Nurul Laila Salim



Yong Meng Hsien

Attain Peace of Mind

with **TECNIS PureSee™ IOLs**, the new purely refractive presbyopia-correcting EDOF IOL



Join us for *J&J Luncheon Symposium - Latest IOL Advancements in Cataract Surgery as we unlock Pure Quality Vision*



25th of April 2025



Room Manhattan I, Level 14,
Berjaya Times Square Hotel,
Imbi, 55100 Kuala Lumpur



12:30pm to 1:30pm



Dr Azura Binti Ramlee as
Moderator
Malaysia
Prince Court Medical Centre



Dr Cheng Teck Chee as **Speaker**
Malaysia
Universiti Kebangsaan Malaysia



Dr Lee Hung Ming as **Speaker**
Singapore
Asia Pacific Eye Centre



Dr Jimmy Lim Ing Hong as **Speaker**
Malaysia
Vista Eye Specialist Laser and
Refractive Centre Dry Eye Centre

12:30 - 12:35pm

Welcome and Opening by Dr Azura

12:35 - 12:50pm

Introducing latest EDOF Technology
by Dr Cheng Teck Chee

12:50 - 1:05pm

Purely Refractive IOL Early Clinical
Experience Sharing by Dr Lee Hung
Ming

1:05 - 1:20pm

Purely Refractive IOLs: First-Hand
Clinical Experiences and Outcomes
by Dr Jimmy Lim Ing Hong

1:20 - 1:30pm

Questions and Answers moderated
by Dr Azura



AWARDEE OF THE DATO' DR MOHAMED NOOR MARAHAKIM AWARD

Datuk Dr Raja Norliza Raja Omar: A Visionary in Ophthalmology

For over three decades, Datuk Dr Raja Norliza Raja Omar has been a pillar of excellence in Ophthalmology. A dedicated leader, mentor, and surgeon, she has transformed the field with her expertise, compassion, and unwavering commitment to patient care.

A Legacy of Leadership and Service

Datuk Dr Raja Norliza earned her MD from the National University of Malaysia (UKM) in 1989 and later completed her Master of Surgery in Ophthalmology from the same institution in 1997. Her medical journey began as a house officer at Muar Hospital before specializing in ophthalmology as a registrar at Kuala Lumpur Hospital. Upon completing her master's, she served as an ophthalmologist at Seremban Hospital before joining Melaka Hospital in 1998. In 2004, she was the consultant ophthalmologist at Melaka Hospital, where she played a pivotal role in leading and advancing the department.

As the previous Head of the Ophthalmology Department at Hospital Melaka, Datuk Dr Raja Norliza has led with vision, integrity, and a steadfast dedication to improving eye care services. Her leadership has fostered a thriving department, ensuring that both patients and fellow professionals benefit from a culture of excellence and innovation. She has also always led with kindness, ensuring that everyone felt valued and heard.

A Mentor and Surgeon of Remarkable Skill

Beyond her clinical and administrative roles, Datuk Dr Raja Norliza has shaped the future of ophthalmology by mentoring countless young doctors. Her wisdom, patience, and encouragement have empowered many to excel, leaving a lasting impact on the next generation of eye care professionals. She is also renowned for her extraordinary

surgical expertise, handling complex cases with precision and care, restoring vision and transforming lives. Her dedication to advancing ophthalmic surgery has earned her the trust of patients, the admiration of her peers, and the aspiration of juniors.

Contributions to Research and Innovation

Datuk Dr Raja Norliza has significantly contributed to ophthalmic research, with numerous presentations and publications focusing on various eye conditions, surgical outcomes, and patient care improvements. Her studies have been presented at prestigious regional conferences, including the Malaysian-Singapore Ophthalmology Symposium and the UKM Ophthalmology Symposium. She has published extensive research on topics such as cataract surgery outcomes and quality analysis studies aimed at enhancing patient care.

A Fitting Honour – The Dato' Dr Mohamed Noor Marahakim Award

Datuk Dr Raja Norliza's contributions to Ophthalmology extend beyond her hospital, influencing national eye care standards and research. Her exceptional service and lifelong dedication make her a truly deserving recipient of the Dato' Dr Mohamed Noor Marahakim Award, a testament to her enduring impact on the field.

Her legacy will continue to inspire and shape the future of ophthalmology for generations to come.

We celebrate and honour Datuk Dr Raja Norliza Raja Omar for her invaluable contributions and unwavering dedication to the field.



MALAYSIAN OPHTHALMOLOGY SCIENTIFIC CONGRESS 2025



KEYNOTE LECTURE FOR THE DATO' DR MOHAMED NOOR MARAHAKIM AWARD *Prof Dr Yasser Khan*

RECITATION BY DR HAIZUL IKHWAN MURAT

Our Keynote Speaker to Dato Dr Mohammad Nor Marahakim lecture today is Dr Yasser Khan, an esteemed Oculoplastics, Orbit, and Cataract Surgeon at Trillium Health Partners and The William Osler Centres, Ontario, Canada.

Dr Khan completed his medical school at McMaster University in Hamilton, Ontario, Canada. He then went on to complete a residency in Ophthalmology at the University of Toronto, Canada, followed by a fellowship in Ophthalmic Plastic, Reconstructive, and Orbital Surgery at the internationally renowned University of Cincinnati, Ohio, United States.

He is currently a Clinical Assistant Professor at McMaster University and serves as the Director of the Medical School Undergraduate Ophthalmology Program and McMaster's Oculoplastics Fellowship Program.

Dr Khan is also the Founder and Chief Executive Officer (CEO) of GIVE, which stands for Global Initiative For Vision and Empowerment, a Canadian-based non-profit organization dedicated to eliminating preventable blindness worldwide.

His research interests focus on developing novel techniques

for evaluating and teaching Ophthalmology to medical students and residents, as well as studying the effects of eyelid surgery on various ocular conditions. Dr Khan is actively involved in training international Ophthalmologists in the field of oculoplastics and has traveled around the world to lecture.

In addition to his academic and professional contributions, Dr Khan is deeply committed to humanitarian work. He was among the first in the world to arrive in Gaza during the recent Israel-Hamas conflict to help injured civilians and witness the dire situation firsthand. His outstanding humanitarian efforts were recently recognized with the prestigious Asia Pacific Ocular Trauma Society Humanitarian Award in November 2024.



AWARDEE OF THE KEYNOTE & DATO' DR S SELVARAJAH LECTURE

Prof Chan Yun Kim

The MSO Dato Dr Selvarajah award was created in 2022 to honour any Malaysian or non-Malaysian, who has contributed internationally or regionally to the prevention of blindness, and who is also active in postgraduate training and research. To date, there have been 3 previous awardees, the most recent being Prof Dr Ham Don Il from South Korea.

This year's recipient also hails from South Korea, and it is with my greatest pleasure to introduce Professor Chan Yun Kim, a distinguished ophthalmologist specializing in glaucoma. Dr Chan Yun Kim is currently a Professor at the Department of Ophthalmology, of one of the oldest and biggest university hospitals in South Korea, the Severance Hospital, Yonsei University College of Medicine in Seoul. It is also from Yonsei University that Professor Chan received his medical degree in 1990, and his postgraduate degrees in the year 2000. He then went on to the USA to undertake a research fellowship in the University of Iowa. After coming back to Seoul, he was made an associate professor in Yonsei University in 2007 and subsequently conferred a full Professorship in 2012.

Throughout his career, his contributions in the field of ophthalmology have been nothing short of exemplary. Since 2007 he has actively participated in the activities of the Korean Glaucoma Society where he was elected as the secretary-general. The Korean glaucoma society plays a crucial role in advancing glaucoma research, education, and international collaborations. The society is also known for their generosity in awarding travel grants to attend their annual society meetings which have benefitted quite a number of Malaysian ophthalmologists. Prof Chan was elected as the Korean Glaucoma Society President in 2023, and under his leadership, the society successfully organized

its 40th-anniversary symposium as an international conference, reconnecting the global glaucoma community after the pandemic.

Prof Chan has now climbed even higher up the ladder to become the President of the Korean Ophthalmological Society, a post he has held since in July 2024.

Prof Chan is an accomplished researcher who has authored and co-authored more than 230 publications, with topics encompassing glaucoma epidemiology, diagnostic advancements, and surgical outcomes. He is currently the Editor-in-chief of the Korean Journal of Ophthalmology since 2020. His work has had a meaningful impact on understanding glaucoma progression, risk factors, and treatment strategies.

As a respected educator and mentor, Prof Chan has been pivotal in shaping the careers of young ophthalmologists, ensuring that the legacy of his predecessors continues to inspire and guide future generations. His leadership philosophy is rooted in unifying diverse perspectives, fostering collaboration, and driving innovation in ophthalmology.

His dedication has led to the improvement of patient care, and his friendship and networking has strengthened global partnerships in the field of glaucoma.

In recognition of these outstanding achievements and lasting impact on the practice of ophthalmology, particularly in the field of glaucoma, we are honoured to bestow the MSO Dato Dr Selvarajah award for the year 2025 to Prof Chan Yun Kim.



SERVICE AWARD 2025



**Dr Barkeh
Hanim Jumaat**
International Specialist
Eye Centre (ISEC)
Kuala Lumpur



**Dr Sudhashini
Chandrasekaran**
KPJ Kajang Specialist Hospital



**Prof Dr Mae-Lynn
Catherine Bastion**
Universiti Kebangsaan Malaysia



**Dr Zalifa
Zakiah Asnir**
Hospital Cyberjaya



**Dr Zairah
Zainal Abidin**
Hospital Ampang



**Dr Rohanah
Alias**
Hospital Kuala Lumpur



®

**VABYSMO**

faricimab injection 6 mg

FAST DRYING

Drying and Last Durability* Q16W^{1,2}



VABYSMO delivers greater* CST reductions and faster* drying vs. aflibercept in the head-to-head matched dose phase

*Based on post hoc, exploratory analysis with nominal P-value statistical analysis not adjusted for multiple testing (nominal P-value <0.05 vs. aflibercept 2.0 mg Q8W, no formal statistical conclusions can be drawn. Primary endpoint of Ph3 studies was non-inferiority in BCVA vs. aflibercept 2.0 mg Q8W for nAMD and DME, and aflibercept Q4W for RVO.

Reference: 1. Cheung CMG, et al. Ophthalmology. 2024;0(0):1-8. Published online November 29, 2024. 2. Wong TY, et al. Ophthalmology. 2024;131(6):708-723.

- Information shared is for Healthcare Professionals use only.
- This Information should not be used or shared or distributed to any other person/party and should be strictly by the intended parties for the intended purposes only. For more information please refer to full prescribing information.
- This material contains copyright protected information, content, product/device image; thus use of which is limited by law and this material cannot be reproduced, replicated, used or modified by any person for their own use or further distribution.
- If you would like to have more information, or to report an adverse event regarding Vabysmo, please visit: <https://medinfo.roche.com/my/en.html>

Roche (Malaysia) Sdn. Bhd. Co. Reg. No. 197201000194 (11792-H)
Level 21, The Pinnacle, Persiaran Lagoon,
Bandar Sunway, 47500 Subang Jaya
Selangor Darul Ehsan.
Tel: +603 – 7628 5600
malaysia.pharma@roche.com

Scan to access
Vabysmo Full
Prescribing Information



M-MY-00002980-03-2025
Expires : 01-03-2027 unless superseded by a new version



MALAYSIAN OPHTHALMOLOGY SCIENTIFIC CONGRESS 2025



CLICK THE CATEGORY BELOW FOR QUICK ACCESS TO THE TOPICS

SCIENTIFIC PROGRAMME SCHEDULE Programme Overview

DAY 1 25 April 2025, Friday				
TIME	Manhattan III	Manhattan I	Bronx V	Manhattan II (Exhibition Hall)
0800-0900	Misc 1	Cataract & Refractive 1	Paramedic & Optom 1	
0900-1000	MR & Uveitis 1	Paed Ophthal 1	Paramedic & Optom 2	
1000-1030	Morning Break			e-Poster Discussion 1
1030-1130	Neurophthal 1	Glaucoma 1	Cataract & Refractive 2	
1130-1230	Free Paper Session 1	Glaucoma 2	Paed Ophthal 2	e-Poster Discussion 2
1230-1330	Lunch Symposium 1	Lunch Symposium 2		
1330-1430	Break			
1430-1530	Misc 2	Orbit & Oculoplastic 1	Paramedic & Optom 3	
1530-1630	Academia 1	Vitreoretinal 1	Paramedic & Optom 4	
1630-1700	Afternoon Break			
1700-1800	Free Paper Session 2	Intersivity Quiz	Paramedic & Optom 5	e-Poster Discussion 3
1900 onwards	YO Night (Invited only)			

DAY 2 26 April 2025, Saturday				
TIME	Manhattan III	Manhattan I	Bronx V	Manhattan II (Exhibition Hall)
0800-0900	Glaucoma 3	Cornea 1	Cataract & Refractive 3	
0900-1000	MR & Uveitis 2	Myopia 1	Orbit & Oculoplastic 2	
1000-1030	Morning Break			e-Poster Discussion 4
1030-1130	Myopia 2	Cataract &Refractive 4	Paed Ophthal 3	
1130-1230	OPENING CEREMONY <i>Officiation by</i> YABhg. Dato’ Seri Dr. Wan Azizah Dr. Wan Ismail	OPENING CEREMONY <i>Officiation by</i> YABhg. Dato’ Seri Dr. Wan Azizah Dr. Wan Ismail		
1230 - 1300	KEYNOTE LECTURE I	KEYNOTE LECTURE I		
1300-1400	Lunch Symposium 3	Lunch Symposium 4		
1400-1430	Break			
1430-1530	Academia 2	Free Paper Session 3	MR & Uveitis 3	e-Poster Discussion 5
1530-1630	Academia 3	Cataract & Refractive 5	Cornea 2	
1630-1700	Afternoon Break			
1700-1800	MSO AGM			
1900 onwards	Gala Dinner <i>Venue: EQ Hotel Kuala Lumpur</i>			

DAY 3 27 April 2025, Sunday				
TIME	Manhattan III	Manhattan I	Bronx V	Manhattan II (Exhibition Hall)
0800-0900		Orbit & Oculoplastic 3		
0900-0930	KEYNOTE LECTURE II	KEYNOTE LECTURE II		
0930-1000	Morning Break			
1000-1100	Vitreoretina 2	Cataract & Refractive 6	Glaucoma 4	
1100-1200	Young Ophthal	Misc 3	Cornea 3	
1200-1300		COAMM AGM		
1300-1400	Lunch Break Venue: Junior Manhattan, Level 14			
1400-1430	MR & Uveitis 4			
1430-1500			MGS AGM	
1500-1600	Vitreoretina 3			
1600-1630	Afternoon Break / End			

United We Stand:
One Vision for Malaysia



SCIENTIFIC PROGRAMME SCHEDULE

Keynote Lecture



CLICK HERE BACK TO
PROGRAMME OVERVIEW



KEYNOTE LECTURE 1

Journey to the Perfect Glaucoma Surgery: Striving for Excellence

CHAN YUN KIM

Yonsei University, College of Medicine, South Korea

Venue: Manhattan Hall III
Date: 26 April 2025 (Saturday)
Time: 1230 - 1300

Moderators: Mimiwati Zahari*, Fang Seng Kheong



KEYNOTE LECTURE 2

Ocular Trauma in an Active War Zone - A Surgeon's Experience

YASSER KHAN

McMaster University, Canada

Venue: Manhattan Hall III
Date: 27 April 2025 (Sunday)
Time: 0900 - 0930

Moderators: Haizul Ikhwan Murat*, Tengku Ain Kamalden

*United We Stand:
One Vision for Malaysia*





MALAYSIAN OPHTHALMOLOGY SCIENTIFIC CONGRESS 2025



CLICK HERE BACK TO
PROGRAMME OVERVIEW

SCIENTIFIC PROGRAMME SCHEDULE Day 1: 25 April 2025 [Friday]

MISCELLANEOUS 1 Population Surveys and Cataract Monitoring

Venue: Manhattan Hall III
Date: 25 April 2025
Time: 0800 - 0900

TYPE OF SESSION: SYMPOSIUM

Moderators: Norasyikin Mustafa, Siti Nurhuda Sharudin, Wan Radziah Wan Nawang

0800	Mapping blindness and Its Causes: Evidence From Malaysia's National Eye Surveys <i>Siti Nurhuda Sharudin</i>
0815	Turning Insights into Impact: Global Benchmarking in Cataract Surgical Quality and Coverage <i>Wan Radziah Wan Nawang</i>
0830	Cataract Performance Monitoring: If You Can Measure It, You Can Manage It! <i>Norasyikin Mustafa</i>
0845	Q & A Session

MEDICAL RETINA 1 Understanding PCV : Key Concepts and Updates

Venue: Manhattan Hall III
Date: 25 April 2025
Time: 0900 - 1000

TYPE OF SESSION: SYMPOSIUM

Moderators: Barkeh Hanim, Voraporn Chaikitmongkol, Shelina Oli Mohamed

0900	PCV: A Spectrum of Diseases or a Distinct Entity? <i>Voraporn Chaikitmongkol</i>
0915	Multimodal Imaging Approaches in PCV : A Comprehensive Approach <i>Shelina Oli Mohamed</i>
0930	Asia Pasific Consensus on Management of PCV <i>Voraporn Chaikitmongkol</i>
0945	Exploring Emerging Treatment Options in PCV <i>Barkeh Hanim Jumaat</i>
1000	End of Session



CLICK HERE BACK TO
PROGRAMME OVERVIEW

SCIENTIFIC PROGRAMME SCHEDULE

Day 1: 25 April 2025 [Friday]

NEURO-OPHTHALMOLOGY 1

Bridging Basics and Complexity in Neuro-Ophthalmology

Venue: Manhattan Hall III
Date: 25 April 2025
Time: 1030 - 1130

TYPE OF SESSION: SYMPOSIUM & QUIZ

Moderators: *Shahidatul Adha Mohamad, Nor Fadhilah Mohamad*

1030	When It's Not What It Seems : Typical vs Atypical Optic Neuritis <i>Wan Hazabbah Wan Hitam</i>
1045	Sudden Sight Loss: Dissecting Ischaemic Optic Neuropathies <i>Nor Fadhilah Mohamad</i>
1100	Behind the Stare: Approach to Ophthalmoplegia <i>Nurul Ain Masnon</i>
1115	Eye Spy, Brain Boil! <i>Shahidatul Adha Mohamad</i>

FREE PAPER 1

Cataract and Refractive, Cornea and Anterior Segment, Paediatric and Strabismus

Venue: Manhattan Hall III
Date: 25 April 2025
Time: 1130 - 1230

TYPE OF SESSION: FREE PAPER

Moderator: *Nor Anita Che Omar*

Judges: *Fazilawati A Qamarrudin, Siti Nor Roha Daman Huri*

1131 - 1138	Risk Factors and Visual Outcome of Cataract Surgery in Highly Myopic Patients at a Tertiary Hospital in Semarang <i>Edo Sun de Putra</i>
1139 - 1146	Development of Cataract diagnostic AI using Asian eyes <i>Eisuke Shimizu</i>
1147 - 1154	Ocular Surface Squamous Neoplasia In Malaysia: A 5-year Review <i>Ahmad Anwaar Muhammad Saifullah</i>
1155 - 1202	Outcome of Corneal Collagen Crosslinking In Keratoconus: Ccomparison Between Riboflavin-M and Ribofast <i>Chua Ter Wei</i>
1203 - 1210	Spectrum of anterior segment dysgenesis in Hospital Tunku Azizah : A 5 year Retrospective Review <i>Thiranraj Ramiah</i>
1211 - 1218	Incidence And Risk Factors Of Retinopathy Of Prematurity: A 10-Year Study In Miri Hospital <i>Lim Kit Wing</i>
1219 - 1226	The Very First Malaysian Made Squint Surgery Simulation Model: Low - Cost, Simple to Make, and Realistic for Training <i>Lim Qiu Yip</i>

*United We Stand:
One Vision for Malaysia*





MALAYSIAN OPHTHALMOLOGY SCIENTIFIC CONGRESS 2025



CLICK HERE BACK TO
PROGRAMME OVERVIEW

SCIENTIFIC PROGRAMME SCHEDULE Day 1: 25 April 2025 [Friday]

MISCELLANEOUS 2 Inherited Retina Diseases (Advanced Session)

Venue: Manhattan Hall III
Date: 25 April 2025
Time: 1430 - 1530

TYPE OF SESSION: SYMPOSIUM & QUIZ

Moderators: Tengku Ain Kamalden, Mae-Lynn Catherine Bastion, Tae Sok Kun

1430	Basis of Genetic Testing in Ophthalmology <i>Tae Sok Kun</i>
1440	Genetic Counselling in Ophthalmology in Malaysia <i>Tae Sok Kun</i>
1450	Save Sight Registry - Australia <i>Matthew Simunovic (pre-recorded)</i>
1500	Innovation in Inherited Retinal Diseases - Exploring Surgical Options <i>Matthew Simunovic (pre-recorded)</i>
1510	Future Plans for Genetic Registry in Malaysia <i>Tengku Ain Kamalden</i>
1520	Quiz with Audience Participation & Prize

IRD session international speaker
and prize supported by

Alcon Education Grant

ACADEMIA & RESEARCH 1 Medicolegal Issues in Ophthalmology

Venue: Manhattan Hall III
Date: 25 April 2025
Time: 1530 - 1630

TYPE OF SESSION: EXPERT PANEL DISCUSSION

Moderators: Norshamsiah Md Din, Evelyn Tai Li Min

1530	The Two Eye Cases that Changed The Law on Negligence <i>NKS Tharmaseelan</i>
1550	Medicolegal Cases in Ophthalmology <i>Ahmad Khairil Faizi Rosli</i>
1610	Q & A

SCIENTIFIC PROGRAMME SCHEDULE

Day 1: 25 April 2025 [Friday]



CLICK HERE BACK TO
PROGRAMME OVERVIEW

FREE PAPER 2 Surgical Retina, Medical Retina and Ocular Inflammation

Venue: Manhattan Hall III
Date: 25 April 2025
Time: 1700 - 1800

TYPE OF SESSION: FREE PAPER

Moderator: Jason Allan Cheah Seng Soon

Judges: Roslin Azni Abdul Aziz, Mushawiahti Mustapha

1701 - 1708	Retropupillary Iris-Claw Intraocular Lens Versus Scleral-Fixated Intraocular Lens: Retrospective Evaluation of Visual, Lens Stability and Safety Outcome Farhana Nabila Sulaiman
1708 - 1716	Factors Affecting Visual Outcome Post Pars Plana Vitrectomy in Posterior Segment Intraocular Foreign Body in Tertiary Centre Jamuna Lachumanan
1717 - 1724	Incidence and Clinical Patterns of Elevated Intraocular Pressure Following Pars Plana Vitrectomy Chew CF (Chew Chang Feng)
1725 - 1732	Faricimab in Diabetic Macular Edema: Results from the RHONE-X Long-Term Extension Trial Rajasudha Sawri Rajan
1733 - 1740	Key Clinical Outcomes with Faricimab in Treatment-naïve Patients with Neovascular Age-Related Macular Degeneration (nAMD): Results from the TENAYA/LUCERNE Trials and Real-World FARETINA/FARWIDE Studies Amelia Lim Lay Suan
1741 - 1748	Greater Reduction in Hard Exudates with Faricimab Versus Aflibercept in Patients with Diabetic Macular Edema: Biomarker Results from the Phase 3 YOSEMITE/RHINE Trials Wong Hon Seng
1749 - 1756	Epidemiology and HIV-Related Ocular Manifestations: A 5-Year Study in Malaysia Wendy See Yen Nee
1757 - 1804	Faricimab for Polypoidal Choroidal Vasculopathy: Week 16 Results From the Phase 3b/4 SALWEEN Trial Nor Fariza Ngah

*United We Stand:
One Vision for Malaysia*





MALAYSIAN OPHTHALMOLOGY SCIENTIFIC CONGRESS 2025



CLICK HERE BACK TO
PROGRAMME OVERVIEW

SCIENTIFIC PROGRAMME SCHEDULE Day 1: 25 April 2025 [Friday]

CATARACT & REFRACTIVE 1 Biometry; Making Sense and Achieving Perfection

Venue: Manhattan Hall I
Date: 25 April 2025
Time: 0800 - 0900

TYPE OF SESSION: SYMPOSIUM

Moderators: *Khairidzan Mohd Kamal, Mohammad Hudzaifah Nordin*

0800	Keratometry Conundrums: Making Sense of Anterior, Posterior and Total Keratometry <i>Khairidzan Mohd Kamal</i>
0810	Game Changers in Biometry: Tools You Can't Ignore in 2025 <i>Muhd Syafi Abd Bari</i>
0820	Regional Challenges in Biometry: Overcoming Barriers in Our Practices <i>Chan Jan Bond</i>
0830	Unlocking the Mystery: Toric IOL calculators made simple <i>Mohammad Hudzaifah Nordin</i>
0840	Refractive Surprises: Mistakes to Avoid in Cataract Planning <i>Azura Ramlee</i>
0850	Questions and answer

PAEDIATRIC OPHTHALMOLOGY 1 Clues in Sight: Symptom- based approach in Paediatric Ophthalmology

Venue: Manhattan Hall I
Date: 25 April 2025
Time: 0900 - 1000

TYPE OF SESSION: SYMPOSIUM

Moderators: *Sangeetha Tharmathurai, Nor Akmal Bahari*

0900	Are all Tearing Benign? <i>Nor Akmal Bahari</i>
0915	Red Flags in Leukocoria <i>Sangeetha Tharmathurai</i>
0930	Blurred Beginning: Cornea Haziness in Children <i>Nurul Laila Salim</i>
0945	Red Eye: Common Infection or Hidden Danger <i>Nur Hafidza Asiff</i>

SCIENTIFIC PROGRAMME SCHEDULE

Day 1: 25 April 2025 [Friday]



CLICK HERE BACK TO
PROGRAMME OVERVIEW

GLAUCOMA 1

3rd Malaysia Glaucoma Scientific Debate

Venue: Manhattan Hall I
Date: 25 April 2025
Time: 1030 - 1130

TYPE OF SESSION: DEBATE

Moderators: Ng Hong Kee, Azhany Yaakub, Awis Qarni

JUDGES

1030	Liza Sharmini Ahmad Tajudin
	Chan Yun Kim
	Fang Seng Kheong
	Mohd Aziz Husni
	Norshamsiah Md Din

GLAUCOMA 2

Glaucoma Investigations Interpretation for Trainees

Venue: Manhattan Hall I
Date: 25 April 2025
Time: 1130 - 1230

TYPE OF SESSION: WORKSHOP

Moderators: Norhalwani Husain, Farrah Ja'afar, Norlina Ramli

1130	Humphrey Visual Field interpretation Made Easy <i>Cheng Teck Chee</i>
1145	Gonioscopy & Anterior Segment OCT <i>Azhany Yaakub</i>
1200	Ultrasound Biomicroscopy (UBM) <i>Farrah Ja'afar</i>
1215	Tips and Tricks in OCT Interpretation in Diagnosis and Monitoring of Glaucoma <i>Norlina Ramli</i>

United We Stand:
One Vision for Malaysia





CLICK HERE BACK TO
PROGRAMME OVERVIEW

SCIENTIFIC PROGRAMME SCHEDULE

Day 1: 25 April 2025 [Friday]

ORBIT & OCULOPLASTIC 1 All About Eyelids

Venue: Manhattan Hall I
Date: 25 April 2025
Time: 1430 - 1530

TYPE OF SESSION: SYMPOSIUM

Moderators: Zurina Zainal Abidin, Vanessa Neoh, Priti Udhay

1430	Eyebrow Lift: Enhancing Form and Function <i>Alice Goh</i>
1437	Tips Of Managing Misdirected Lashes <i>Zurina Zainal Abidin</i>
1444	Blepharoplasty: Tips and Tricks <i>Priti Udhay</i>
1451	Eyelid Crease Approach for Chalazion Excision <i>Haslinda A.Rahim</i>
1458	Evolution of Ptosis Surgery <i>Vanessa Neoh</i>
1505	Epiblepharon Correction <i>Yew Chien Voon</i>
1512	Clinical Pearls in Tarsorrhaphy <i>Ong Chin Tuan</i>
1519	Q&A



CLICK HERE BACK TO
PROGRAMME OVERVIEW

SCIENTIFIC PROGRAMME SCHEDULE

Day 1: 25 April 2025 [Friday]

SURGICAL RETINA 1

A Bad Vitreoretinal Case and How I Managed It (Intermediate Level)

Venue: Manhattan Hall I

Date: 25 April 2025

Time: 1530 - 1630

TYPE OF SESSION: SYMPOSIUM & QUIZ

Moderators: Mushawiahti Mustapha, Lim Kian Seng, Wu Pei Chang

1530	Diabetic Vitrectomy - When to Do It and When Not to Do It <i>Lim Kian Seng</i>
1540	Vitreoretinal Interface Conditions - Managing Macular Surgery <i>Teh Wee Min</i>
1550	Axial Anomaly - High Myopia <i>Wu Pei Chang</i>
1600	Exogenous fungal endophthalmitis - End it! <i>Mae-Lynn Catherine Bastion</i>
1610	Glass IOFB Removal - A Cross-Disciplinary Approach <i>Mae-Lynn Catherine Bastion</i>
1620	Interactive Kahoot Quiz with Prizes

international speakers and prizes
supported by:

Alcon Education Grant

OPTOM & ALLIED HEALTH 1

Ophthalmology Fundamental

Venue: Bronx V

Date: 25 April 2025

Time: 0800 - 0900

TYPE OF SESSION: SYMPOSIUM

Moderators: Nor Azita Ahmad Tarmidzi, Mohammad Azaruddin Ahmad

0800	Diabetic Eye Screening : Revisit <i>Nor Azita Ahmad Tarmidzi</i>
0820	Managing Intraoperative Cataract Complications - What Is My Role? <i>Miswan Muiz Mahyudin</i>
0840	Glaucoma Perimetry And Basic Fundamental <i>Norshamsiah Md Din</i>

United We Stand:
One Vision for Malaysia





MALAYSIAN OPHTHALMOLOGY SCIENTIFIC CONGRESS 2025



CLICK HERE BACK TO
PROGRAMME OVERVIEW

SCIENTIFIC PROGRAMME SCHEDULE Day 1: 25 April 2025 [Friday]

OPTOM & ALLIED HEALTH 2 Visual Science

Venue: Bronx V
Date: 25 April 2025
Time: 0900 - 1000

TYPE OF SESSION: SYMPOSIUM

Moderators: Haniza Suboh, Mohammad Ridzwan Bihem

- | | |
|------|--|
| 0900 | Beyond 20/20: Why Good Vision Doesn't Always Mean Easy Learning
Norina Abdul Gafor |
| 0920 | Seeing Through the Fog
Norina Abdul Gafor |
| 0940 | Vision in Children with Autism and Dyslexia
Nur Sabrina Subri |

CATARACT & REFRACTIVE 2 Presbyopia Correction

Venue: Bronx V
Date: 25 April 2025
Time: 1030 - 1130

TYPE OF SESSION: SYMPOSIUM

Moderators: Miswan Muiz Mahyudin, Seow Shu Yee

- | | |
|------|---|
| 1030 | Anatomy and Physiology of Presbyopia
Seow Shu Yee |
| 1040 | How to Correct Presbyopia with Spectacle Lenses and Contact Lenses
Woon Pak Seong |
| 1050 | Phakic IOLs in practice: Tips & Tricks for Success
Noor Aniah Azmi |
| 1100 | IOL Strategy for Presbyopia Correction
Aimy Mastura Zurairah bt Yusof |
| 1110 | LVC strategy for presbyopia
Miswan Muiz Mahyudin |
| 1120 | Questions and Answer |

SCIENTIFIC PROGRAMME SCHEDULE

Day 1: 25 April 2025 [Friday]



CLICK HERE BACK TO
PROGRAMME OVERVIEW

PAEDIATRIC OPHTHALMOLOGY 2

Squint Surgical Techniques - Pearls for Trouble Free Squint Surgery

Venue: Bronx V
Date: 25 April 2025
Time: 1130 - 1230

TYPE OF SESSION: PANEL DISCUSSION

Moderators: Choong Yee Fong, Azura Ramlee

This is an Interactive Video Based Session on Basic Squint Surgical Techniques: Rectus Recession, Rectus Resection, Inferior Oblique Tenotomy, Squint Surgery Under Topical/ Local Anaesthesia, Limbal Based Incision Squint Surgery.

1130	Video #1 <i>Shatriah Ismail</i>
1138	Video #2 <i>Azura Ramlee</i>
1146	Video #3 <i>Tsiang Ung</i>
1154	Video #4 <i>Ng Wei Loon</i>
1202	Video #5 <i>Choong Yee Fong</i>
1210	Panel Discussion

OPTOM & ALLIED HEALTH 3

Ophthalmology- Optometry Potpouris

Venue: Bronx V
Date: 25 April 2025
Time: 1430 - 1530

TYPE OF SESSION: SYMPOSIUM

Moderators: Nor Akmal Bahari, Norina Abdul Gafor

1430	Pearls In Oculoplasty <i>Sharifah Intan Hosnaliza Syed Osman</i>
1445	Choosing the Right Low Vision Aids for Near Tasks <i>Mohammad Ridzwan Bihem</i>
1500	Occupational Safety & Hazard in Workplace <i>Mohamad Azaruddin Ahmad</i>
1515	Q & A Session

United We Stand:
One Vision for Malaysia





MALAYSIAN OPHTHALMOLOGY SCIENTIFIC CONGRESS 2025



CLICK HERE BACK TO
PROGRAMME OVERVIEW

SCIENTIFIC PROGRAMME SCHEDULE Day 1: 25 April 2025 [Friday]

OPTOM & ALLIED HEALTH 4 Ophthalmic Care

Venue: Bronx V
Date: 25 April 2025
Time: 1530 - 1630

TYPE OF SESSION: SYMPOSIUM

Moderators: Nor Akmal Bahari, Eswaran A/L Ravi

1530	Advancements in Ocular Prosthesis: Enhancing Functionality and Aesthetics for Patients <i>Mohd Azrulnizam Azahari</i>
1550	Assisting VR Surgery - Role as Paramedic <i>Eswaran Ravi</i>
1610	Q & A Session

OPTOM & ALLIED HEALTH 5 Workshop Optometrist & Paramedics

Venue: Bronx V
Date: 25 April 2025
Time: 1700 - 1800

TYPE OF SESSION: WORKSHOP

Moderators: Rohana Sahol Hamid, Mohamad Azaruddin Ahmad

1700	Panduan Ibadah Solat untuk Pesakit Pembedahan Mata : Memelihara Ibadah di Saat Ujian <i>Ahmad Tarmezi Ali</i>
	Post Ophthalmic Operation Care <i>Rohana Sahol Hamid & Eswaran Ravi</i>
	Demonstrasi Senaman Mata / Kuiz <i>Rohana Sahol Hamid & Sazalina Sanusi</i>



CLICK HERE BACK TO
PROGRAMME OVERVIEW

SCIENTIFIC PROGRAMME SCHEDULE

Day 1: 25 April 2025 [Friday]

e-POSTER DISCUSSION 1

Venue: Manhattan Hall II
Date: 25 April 2025
Time: 1000 - 1030

Moderators: Dahvinia B Devan, Yong Meng Hsien
Judges: Sunder Ramasamy, Zalifa Zakiah Asnir

1000 - 1006	Visual outcome in vitrectomized eyes of retinopathy of prematurity children: A 2-year follow up in a tertiary referral centre Adnin Farha Fatahul Rashidadnin
1006 - 1012	A Clinical Audit of Retinopathy of Prematurity Screening Programme in Hospital Bintulu, Sarawak, Malaysia Mabel Unyang Wan
1012 - 1018	The Forgotten Consequence of a Restricted Diet Aimi Shazwani Mohammad Musa
1018 - 1024	Vision Health Program "Good Eye, Good Vision for Everyone" in Detecting Refractive Error Among School Children in Kudat, Sabah Siti Hafizawati Jusoh
1024 - 1030	Factors Influencing Myopia Among School-aged Children: An Analysis of Demographic and Geographical Associations in the Upper Interior Division of Sabah Awatif Mohamad Mohsin

*United We Stand:
One Vision for Malaysia*





CLICK HERE BACK TO
PROGRAMME OVERVIEW

SCIENTIFIC PROGRAMME SCHEDULE

Day 1: 25 April 2025 [Friday]

e-POSTER DISCUSSION 2

Venue: Manhattan Hall II
Date: 25 April 2025
Time: 1130 - 1230

Moderators: Dahvinia B Devan, Yong Meng Hsien

Judges: Nor Sharina Yusof, Amelia Lim Lay Suan, Choo Swee Ying

1130 - 1136	The Clinical Characteristic Of Keratoconus Patients: A Year Descriptive Study Bellakusuma Nurdyanningrum
1136 - 1142	Congenital corneal staphyloma post-penetrating keratoplasty Wee Xu Zhen
1142 - 1148	It is not always Acanthamoeba keratitis: A case series of corneal ring infiltrate Chin Cheau Wei
1148 - 1154	Factors associated with annual eye examinations among known diabetics in Malaysia: A cross-sectional study from the National Health and Morbidity Survey 2023 Yap Jun Fai
1154 - 1200	Exploring CMV Retinitis: A Case Series in Immunocompromised Patients Teh Shunzhor
1200 - 1206	Ocular Syphilis: Why It is Not? Nor Azimah Abd Aziz
1206 - 1212	Continuation of the Preliminary Study: One-Month Outcome Comparison of 23G Ultravit™ and 27G Ultravit™ Vitrectomy on Patient Comfort and Ocular Surface Disease Giovani Faustine
1212 - 1220	Evaluation of anxiety and depression in patients pre and post Rhegmatogenous Retinal Detachment surgery using Hospital Anxiety and Depression Scale (HADS) Nurul Ibtisam Mohammad
1220 - 1226	Comparison of Intraocular Pressure Between Vitreous Decompression Combined with Phacoemulsification Compared to Goniosynechialysis for Primary Angle Closure Glaucoma : A Systematic Review Aulia Zinedinita Rahmasari
1226 - 1230	Outcomes Of Bleb Needling With 5-Fluorouracil (5-Fu) Post Trabeculectomy Among Glaucoma Patients In Kelantan Premalatha Marthay



CLICK HERE BACK TO
PROGRAMME OVERVIEW

SCIENTIFIC PROGRAMME SCHEDULE

Day 1: 25 April 2025 [Friday]

e-POSTER DISCUSSION 3

Venue: Manhattan Hall II
Date: 25 April 2025
Time: 1700 - 1800

Moderators: Dahvinia B Devan, Yong Meng Hsien

Judges: Che Mahiran Che Daud, Haireen Kamarudin, Kavitha R Saravanamuthu

1700 - 1706	Early Fluid Resolution is Associated with Short- and Long-Term Extended Durability in Patients with Neovascular Age-Related Macular Degeneration Treated with Faricimab: A post hoc analysis of the TENAYA/LUCERNE Trials Lee Mun Wai
1706 - 1712	Evaluating the retinal microvascular structure in patients with nasopharyngeal carcinoma post radiation therapy using optical coherence tomography angiography (OCTA) Mohamad Azlan Zaini
1712 - 1718	The Burden of Uveitic Glaucoma in Pahang, Malaysia: A Two-Year Retrospective Analysis Mohd Asyraf Abdul Kadir
1718 - 1724	Exploring Corneal Ulcers : Outcomes and Insights from a Case Series Tharishini Chandra Segaran
1724 - 1730	Subconjunctival 5-Fluorouracil (5FU) injection as adjunct for post-surgical excision of recurrent pterygium: a case series Aiman Ifwat Samsolbari
1730 - 1736	Acceptability and Satisfaction of a Handheld Fundus Camera for Home-Based Glaucoma Monitoring Siti Izzaifa Hassan
1736 - 1742	Impact of Phacoemulsification on Intraocular Pressure in Open-Angle and Closed-Angle Glaucoma : A Comparative Study Chew Chu Han
1742 - 1748	Outcomes of Phacoemulsification Combined with Hydrus Microstent Implantation in Primary Open-Angle Glaucoma See Woan Shian
1748 - 1754	Demographics, Etiology and Visual Outcome of Orbital cellulitis: A Nine-Year Review in Hospital Sultan Ismail Fairuz Hazirah Kamaruddin
1754 - 1800	Revolutionising Carbuncle Treatment- A Groundbreaking Non-Invasive Approach To Periorbital Carbuncle- A Case Series Felicity Mishan Ng Yiwey

*United We Stand:
One Vision for Malaysia*



Hit multiple pro-inflammatory targets to help treat edema in DME and RVO with OZURDEX[®] 2-7

OZURDEX[®] is indicated for the treatment of adult patients with visual impairment due to diabetic macular edema (DME) who are pseudophakic or who are considered insufficiently responsive to, or unsuitable for non-corticosteroid therapy and for adult patients with macular edema following either branch retinal vein occlusion (BRVO) or central retinal vein occlusion (CRVO).¹ All adverse events should be reported to drugsafety.pv@abbvie.com

Supporting evidence contains data from animal models and *in vitro* studies which cannot necessarily be extrapolated to clinical situations.

Image is a representation of a Healthcare Professional
For Healthcare Professional Only



Scan here for
full prescribing
information



SCIENTIFIC PROGRAMME SCHEDULE

Day 2: 26 April 2025 [Saturday]



CLICK HERE BACK TO
PROGRAMME OVERVIEW

GLAUCOMA 3

Real Life Scenarios & What I Would Do

Venue: Manhattan Hall III

Date: 26 April 2025

Time: 0800 - 0900

TYPE OF SESSION: PANEL DISCUSSION

Moderators: Fang Seng Kheong, Tan Chai Keong

0800	Scenario 1 : Love hate relationship with steroid <i>Tan Chai Keong</i>
0815	Scenario 2 : how low is low? <i>Chan Yun Kim</i>
0830	Scenario 3 : Do it first or do it together? <i>Mohd Aziz Husni</i>
0845	Scenario 4: Ferocious but Precious <i>Liza Sharmini Ahmad Tajudin</i>

MEDICAL RETINA 2

Inherited Retinal Diseases: Diagnosis, Management and Future Directions

Venue: Manhattan Hall III

Date: 26 April 2025

Time: 0900 - 1000

TYPE OF SESSION: SYMPOSIUM

Moderators: Tara Mary George, Rajasudha Sawri Rajan

0900	Common Hereditary Retinal Diseases <i>Tara Mary George</i>
0915	Opportunities in IRD Treatment <i>Rajasudha Sawri Rajan</i>
0930	Gene therapy: Hope and options on the Horizon <i>Bart Leroy (recording)</i>
0945	Living with IRD: Challenges and Support <i>Lathalakshmi Thangavelu</i>
1000	End of Session

United We Stand:
One Vision for Malaysia





[CLICK HERE BACK TO
PROGRAMME OVERVIEW](#)

SCIENTIFIC PROGRAMME SCHEDULE

Day 2: 26 April 2025 [Saturday]

MYOPIA 2 **Myopia 2**

Venue: Manhattan III
Date: 26 April 2025
Time: 1030 - 1130

TYPE OF SESSION: SYMPOSIUM

Moderators: Norazah, Sunder Ramasamy

1030	Myopia Control and Management <i>Fazilawati A Qamarruddin</i>
1040	Spectacle Lenses for Myopia Control <i>Adeline Yang</i>
1050	Public Awareness and Prevention Strategies <i>Diana Mohamed</i>
1100	Advances in Myopia Research <i>Ng Wei Loon</i>
1110	Future Directions in Myopia Management <i>Duratul Ain Hussin</i>
1120	Q&A

SCIENTIFIC PROGRAMME SCHEDULE

Day 2: 26 April 2025 [Saturday]



CLICK HERE BACK TO
PROGRAMME OVERVIEW

ACADEMIA & RESEARCH 2&3 Clinical and Diagnostic Interpretations Made Easy

Venue: Manhattan Hall III

Date: 26 April 2025

Time: 1430 - 1630

TYPE OF SESSION: EXPERT PANEL DISCUSSION

Moderators: *Zalifa Zakiah Asnir, Shatriah Ismail*

1430	Orthoptic Results Interpretation <i>Shatriah Ismail</i>
1445	OCT Interpretation <i>Nor Azita Ahmad Tarmidzi</i>
1500	Basic principle and interpretation of FFA <i>Rosiah Muda</i>
1515	Lacrimal Drainage Tests Interpretation <i>Evelyn Tai</i>
1530	Hess Chart Interpretation <i>Fazliana Ismail</i>
1545	Basic CT Orbit Interpretation <i>Othmaliza Othman</i>
1600	B-scan Interpretation <i>Roslin Azni Abdul Aziz</i>
1615	10 Important Tips on A-scan Interpretation <i>Khairidzan Mohd Kamal</i>

*United We Stand:
One Vision for Malaysia*





MALAYSIAN OPHTHALMOLOGY SCIENTIFIC CONGRESS 2025



CLICK HERE BACK TO
PROGRAMME OVERVIEW

SCIENTIFIC PROGRAMME SCHEDULE Day 2: 26 April 2025 [Saturday]

CORNEA 1 Corneal Transplantation

Venue: Manhattan Hall I
Date: 26 April 2025
Time: 0800 - 0900

TYPE OF SESSION: SYMPOSIUM

Moderators: Chandramalar T. Santhirathelagan, Siti Nor Roha Daman Huri

0800	Corneal Transplant in Ocular Surface Disease <i>Chandramalar T. Santhirathelagan</i>
0810	Hope for Little Eye: Pediatric Keratoplasty <i>Rohanah Alias</i>
0820	Cataract Surgery in Keratoconus Eyes <i>Nurul Laila Salim</i>
0830	Surgical Outcome of Limbal Dermoid Excision <i>Siti Nor Roha Daman Huri</i>
0840	Preclinical Validation of Corneal Endothelial Cell Therapy in Taiwan <i>I-Jong Wang</i>
0850	Questions and Answer

MYOPIA 1 Myopia 1

Venue: Manhattan Hall I
Date: 26 April 2025
Time: 0900 - 1000

TYPE OF SESSION: SYMPOSIUM

Moderators: Fazilawati, Ng Wei Loon, Azlindarita @ Aisyah Mohd Abdullah

0900	Epidemiology and Public Health Impact <i>Azlindarita @ Aisyah Mohd Abdullah</i>
0910	Pathophysiology & Genetic of Myopia <i>Norazah Abdul Rahman</i>
0920	Risk Factors and Predictors <i>Choo May May</i>
0930	Complications of Myopia <i>Mae-Lynn Catherine Bastion</i>
0940	In Premyopic Children, could Outdoor Activity Prevent Myopia Onset and Shift? <i>Wu Pei Chang</i>
0950	Q&A

SCIENTIFIC PROGRAMME SCHEDULE

Day 2: 26 April 2025 [Saturday]



CLICK HERE BACK TO
PROGRAMME OVERVIEW

CATARACT & REFRACTIVE 4 Complex Surgical Cases

Venue: Manhattan Hall I

Date: 26 April 2025

Time: 1030 -1130

TYPE OF SESSION: VIDEO PRESENTATION

Moderators: *Lee Mun Wai, Dennis Kong*

1030	Tough Nut to Crack – Nucleus Management <i>Cheng Teck Chee</i>
1040	Looking Through a Keyhole – Small Pupil <i>Lee Mun Wai</i>
1050	The surface is bumpy-LVC in Irregular Cornea <i>Khairidzan Mohd Kamal</i>
1100	Hanging Loose – Subluxated Cataract <i>Lee Mun Wai</i>
1110	Foundation is Weak – Polar Cataract <i>Dennis Kong</i>
1120	Questions and answer

*United We Stand:
One Vision for Malaysia*





CLICK HERE BACK TO
PROGRAMME OVERVIEW

SCIENTIFIC PROGRAMME SCHEDULE

Day 2: 26 April 2025 [Saturday]

FREE PAPER 3

**Glaucoma, Orbit and Oculoplasty, Neuro-ophthalmology and
Systemic Diseases, Miscellaneous**

Venue: Manhattan Hall I

Date: 26 April 2025

Time: 1430 - 1530

TYPE OF SESSION: FREE PAPER

Moderator: Goh Siew Yuen

Judges: Norlaila Talib, Roslinah Muji

1431 - 1438	Surgical Outcome of Trabeculectomy for Neovascular Glaucoma in Hospital Selayang Mohammad Syafiq Yusop
1439 - 1446	Comparing Patients' Quality Of Life In Trabeculectomy Muhammad Firdhaus Zainudin
1447 - 1454	Orbital Exenteration: A 7-year Retrospective Study Insyirah Mohd Zuhudi
1455 - 1502	A Diagnostic Dilemma in Pediatric Proptosis: From Suspected Malignancy to Benign Orbital Cavernous Hemangioma Mohd Asyraf Abdul Kadir
1503 - 1510	Case Series Of Optic Neuritis In Young Adult Males From Hospital Sultanah Aminah, Johor Bahru Cheong Yik Yin
1511 - 1518	Effect of Myopic Defocus on ON-OFF Visual Pathways in Young Adults Woi Pui Juan
1519 - 1526	Topical Insulin Revisited: Reporting the Physicochemical and Microbiological Stability of Topical Insulin 25 IU/ml for Short-term under Daily Usage and Long-term under Storage Conditions at Room and Refrigeration Temperatures Giovani Faustine

SCIENTIFIC PROGRAMME SCHEDULE

Day 2: 26 April 2025 [Saturday]



CLICK HERE BACK TO
PROGRAMME OVERVIEW

CATARACT & REFRACTIVE 5 Advance Technology in Cataract & Laser Vision Correction

Venue: Manhattan Hall I
Date: 26 April 2025
Time: 1530 - 1630

TYPE OF SESSION: SYMPOSIUM

Moderators: Mizwan Muiz Mahyudin, Adrian Tey, Kyongjin Cho

1530	Update of IOL Technology and Design <i>Aimy Mastura Zurairah bt Yusof</i>
1540	Advancement in Phacoemulsification Machine Technology <i>Chan Jan Bond</i>
1550	Advancement in Laser Vision Correction <i>Muhd Syafi Bari</i>
1600	Phakic IOLs 101: A beginner's Guide to Refractive Surgery <i>Noor Aniah Azmi</i>
1610	Role of AI in the future of cataract and refractive surgery <i>Kyongjin Cho</i>
1620	Questions and answer

CATARACT & REFRACTIVE 3 Refractive Lens Surgery: Astigmatism Management

Venue: Bronx V
Date: 26 April 2025
Time: 0800 - 0900

TYPE OF SESSION: SYMPOSIUM

Moderators: Syaridatul Hikmah Kamarudin, Khairul Anwar Ibrahim

0800	Beyond the Basics: Strategies for Managing Complex Astigmatism with Toric IOLs <i>Khairul Anwar Ibrahim</i>
0810	Cataract Surgery in Astigmatic Eyes: How to Maximize Visual Outcomes with Toric IOLs <i>Norazlina Bachik</i>
0820	Top Tips for Toric IOL Alignment: A Step-by-Step Approach for Predictable Outcomes <i>Syaridatul Hikmah bt Kamarudin</i>
0830	Avoiding the Pitfalls in Toric IOL Rotation and Enhancing Stability <i>Adrian Tey</i>
0840	Astigmatism Made Simple: Practical Pearls for Busy Cataract Surgeons <i>Khairidzan Mohd Kamal</i>
0850	Questions and answer

United We Stand:
One Vision for Malaysia





MALAYSIAN OPHTHALMOLOGY SCIENTIFIC CONGRESS 2025



CLICK HERE BACK TO
PROGRAMME OVERVIEW

SCIENTIFIC PROGRAMME SCHEDULE Day 2: 26 April 2025 [Saturday]

ORBIT & OCULOPLASTIC 2 Orbit & Thyroid Eye Disease

Venue: Bronx V
Date: 26 April 2025
Time: 0900 - 1000

TYPE OF SESSION: SYMPOSIUM

Moderators: Norlaila Talib, Nazila Ahmad Azli, Kala Sumugam

0900	Clinical Approach to Thyroid Eye Disease <i>Kavitha R Saravanamuthu</i>
0908	The Current Management of Thyroid Eye Disease <i>Priti Udhay</i>
0916	Infections Of The Orbit: Medical vs Surgical Management <i>Nazila Ahmad Azli</i>
0924	Evisceration: How to Do It Right; Tips for General Ophthalmologist <i>Wan Mariny Wan Md Kasim</i>
0932	Basics of Ocular Vascular Malformation <i>Kala Sumugam</i>
0940	Orbital Tumours In Children <i>Akmal Haliza Zamli</i>
0948	Q&A

PAEDIATRIC OPHTHALMOLOGY 3 In Focus: A Potpourri of Paediatric Ophthalmology Insights

Venue: Bronx V
Date: 26 April 2025
Time: 1030 - 1130

TYPE OF SESSION: SYMPOSIUM

Moderators: Nurliza Khaliddin, Safinaz Mohd Khialdin

1030	Updates on ROP - ICROP 3 & CPG 2nd edition <i>Choo May May</i>
1040	Binocular Vision Therapy in Amblyopia <i>Mohamad Israk Mohamad Isa</i>
1050	Non Accidental Injury in Children <i>Chan Li Yen</i>
1100	Optic Disc Abnormalities: When to Watch, When to Worry <i>Nor Fadhilah Mohamad</i>
1110	Uveitis in Children <i>Nazima Shadaht Ali</i>
1120	Q&A

SCIENTIFIC PROGRAMME SCHEDULE

Day 2: 26 April 2025 [Saturday]



CLICK HERE BACK TO
PROGRAMME OVERVIEW

MEDICAL RETINA 3

DME Updates: Essential Principles and New Developments

Venue: Bronx V
Date: 26 April 2025
Time: 1430 - 1530

TYPE OF SESSION: SYMPOSIUM

Moderators: Nor Fariza Ngah, Gemmy Cheung, Amelia Lim Lay Suan

1430	Holistic Approach to DME <i>Amelia Lim Lay Suan</i>
1445	Precision Management in DME: Tailoring Treatment to Individual <i>Gemmy Cheung</i>
1500	The Future of AI in DME <i>Nor Fariza Ngah</i>
1515	Beyond AntiVEGF: Exploring Novel Therapies for DME <i>Gemmy Cheung</i>
1530	End of Session

CORNEA 2

Corneal Infection/Inflammation

Venue: Bronx V
Date: 26 April 2025
Time: 1530 - 1630

TYPE OF SESSION: SYMPOSIUM

Moderators: Shamala Retnasabapathy, Wan Haslina Wan Abdul Halim

1530	Beeline for the cornea: Toxic Keratopathy <i>Shamala Retnasabapathy</i>
1540	Herpes Simplex Keratitis: from Epithelium to Endothelium <i>Liew On Heong</i>
1550	Peripheral Ulcerative Keratitis: Navigating Clinical Management for Optimal Outcome <i>Wan Haslina Wan Abdul Halim</i>
1600	Circles of Concern: Approach to Ring Infiltrate <i>Sujaya Singh</i>
1610	Post - LVC Keratitis <i>Umi Kalthum Md Noh</i>
1620	Questions and Answer

United We Stand:
One Vision for Malaysia





CLICK HERE BACK TO
PROGRAMME OVERVIEW

SCIENTIFIC PROGRAMME SCHEDULE

Day 2: 26 April 2025 [Saturday]

e-POSTER DISCUSSION 4

Venue: Manhattan Hall II
Date: 26 April 2025
Time: 1000 - 1030

Moderators: Dahvinia B Devan, Yong Meng Hsien
Judges: Henry Ngoo, Syaridatul Hikmah Kamarudin

1000 - 1006	The Perspective of Optic Neuritis among Northern Region Population of Malaysia (Hospital Pulau Pinang) Dhaneswary Shanmugam
1006 - 1012	Gamma Knife Radiosurgery for Ophthalmic Lesions: A Retrospective Review Ramesh Kumar
1012 - 1018	Prevalence and factors associated with self-reported difficulty in seeing among older persons in Malaysia: A cross-sectional study from the National Health and Morbidity Survey 2023 Yap Jun Fai
1018 - 1024	Comparison of Retinal Vessel Caliber in Type 2 Diabetes Mellitus Patients With and Without Chronic Kidney: A Study from the Malaysian Cohort Inderpreet Kaur
1024 - 1030	The Burden of Refractive Errors: Prevalence and Sociodemographic Determinants Among School Children in Seremban, Negeri Sembilan Siti Husna Hussein

SCIENTIFIC PROGRAMME SCHEDULE

Day 2: 26 April 2025 [Saturday]



CLICK HERE BACK TO
PROGRAMME OVERVIEW

e-POSTER DISCUSSION 5

Venue: Manhattan Hall II

Date: 26 April 2025

Time: 1430 - 1530

Moderators: Dahvinia B Devan, Yong Meng Hsien

Judges: Nor Akmal Bahari, Nurul Ain Masnon, Azlina Mokhtar

1430 - 1436	Case Series of Pneumatic Cryoretinopexy for Rhegmatogenous Retinal Detachment (RRD) at Hospital Kuala Lumpur (HKL): A 2-Year Retrospective Review Yuvithra Devi Shanmugam
1436 - 1442	Psychological Distress in Parents of Children diagnosed with Retinoblastoma: A cross-sectional study in a tertiary eye centre in Kuala Lumpur Pee Xu Kent
1442 - 1448	Clinical features of Polypoidal Choroidal Vasculopathy with breakthrough Vitreous Hemorrhage and it's visual outcome after Vitrectomy Tharishini Chandra Segaran
1448 - 1454	Screen Time, Visual Fatigue, and Binocular Function in Children with Dyslexia Suhaida Shahudi
1454 - 1500	Transient oculomotor nerve palsy following subtenon anaesthesia: A case series T. Thanam Tamil Chelvan
1500 - 1506	The Silent Complication: Case Series of Ocular Decompression Retinopathy Following Glaucoma Filtering Surgery Fadhila Khairunnisa Poerwoko
1506 - 1512	Outcomes of Glaucoma Drainage Device in Pediatric Glaucoma: A Systematic Review Aulia Zinedinita Rahmasari
1512 - 1518	Three-Month Outcomes of Paul Glaucoma Implant in Refractory Glaucoma: A Case Series Noor Izzati Akhmal Zulkefli
1518 - 1524	Lifestyle related risk factors associated with Primary Open Angle among Kadazan-Dusun population in Sabah, Malaysia Baskar Panirsheeluam
1524 - 1530	The Effectiveness of Multidisciplinary CVI Therapy Program at a Private Hospital in Shah Alam Fatimah Az-Zahra Shukran Jamil

United We Stand:
One Vision for Malaysia



Don't Let **Eye Allergy** Ruin Your Day!



**Acts Fast within
3 minutes¹**



**Convenient Once
Daily Dosing²**

Against Allergic Conjunctivitis Symptoms



Lasting reduction
of redness & itching
throughout
70 days³



Suitable for
paediatric patients
**3 years of age and
above²**



**Scan QR
code to access**

Pataday® product information

References: 1. Tort, M., Kabat, et al. (2011). Clinical Optometry, 57. 2. Pataday PI. Revised June 2023. 3. Abelson, M. et. al. (2004). Clinical Therapeutics, 26(8), 1237-1248.

For Healthcare Professionals only



DKSH Malaysia Sdn Bhd (196101000441) (4476-U)
B-11-01 The Ascent Paradigm, No.1
Jalan SS7/26A Kelana Jaya,
47301 Petaling Jaya, Selangor, Malaysia
Phone +60 3 7882 8888, Fax +60 3 7882 8688,
www.dksh.com



© Copyright 2025 DKSH. All rights reserved

PAT/ADS/2025-APR/FA-11404036
PATPOS0425V1



CLICK HERE BACK TO
PROGRAMME OVERVIEW

SCIENTIFIC PROGRAMME SCHEDULE

Day 3: 27 April 2025 [Sunday]

SURGICAL RETINA 2

Tips and Tricks for Handling Vitreoretinal Surgical Cases (Basic Level)

Venue: Manhattan Hall III

Date: 27 April 2025

Time: 1000 - 1100

TYPE OF SESSION: SYMPOSIUM & QUIZ

Moderators: Widad Md Yusof, Aidila Jesmin Jabbari, Chow Rhuen Chiou

1000	Top 10 Tips for Successful VR Surgery <i>Peter Kong</i>
1010	Indications for Pneumatic Retinopexy <i>Nor Ismarudi Ismail</i>
1020	Anterior Segment Complications - VR Perspective <i>Aidila Jesmin Jabbari</i>
1030	Usage of Tamponade Agents in Vitreoretinal Surgery <i>Maizan Yaakub</i>
1040	Tips for Successful PPV in RRD <i>Chow Rhuen Chiou</i>
1050	Interactive Kahoot Quiz with Prizes

international speakers and prizes
supported by:

Alcon Education Grant

YOUNG OPHTHALMOLOGIST

My Vision, My Future as Young Ophthalmologist

Venue: Manhattan Hall III

Date: 27 April 2025

Time: 1100 - 1200

TYPE OF SESSION: SYMPOSIUM

Moderators: Rajasudha Sawri Rajan, Seow Shu Yee

1100	Why Choose Masters? Pros and Cons <i>Vithiaa Nilamani</i>
1110	Why Choose Parallel Programme? Pros and Cons <i>Ng Qi Xiong</i>
1120	Why Go to Borneo for Gazettement? <i>Wai Yong Zheng</i>
1130	Why Pursue Subspecialty Fellowship? <i>Wendy See</i>
1140	Discussion
1150	Q & A

United We Stand:
One Vision for Malaysia





MALAYSIAN OPHTHALMOLOGY SCIENTIFIC CONGRESS 2025



CLICK HERE BACK TO
PROGRAMME OVERVIEW

SCIENTIFIC PROGRAMME SCHEDULE Day 3: 27 April 2025 [Sunday]

MEDICAL RETINA 4

Special Retina Programme: Diagnostic Challenges in Uveitis

Venue: Manhattan Hall III

Date: 27 April 2025

Time: 1400 - 1500

TYPE OF SESSION: SYMPOSIUM

Moderators: Anup Kelgaonkar, Hazlita Dato Mohd Isa, Min Kim

1400	Atypical Presentation of Ocular Toxoplasmosis <i>Nazima Shadaht Ali</i>
1412	White Dot Syndrome: A Diagnostic Dilemma <i>Hazlita Dato Mohd Isa</i>
1424	Retinitis vs Choroiditis <i>Anup Kelgaonkar (recording)</i>
1436	TB or Not TB in Ocular Perspective <i>Anup Kelgaonkar</i>
1448	The Many Faces of Intraocular Tumours: Benign, Malignant and the Masqueraders <i>Min Kim</i>
1500	End of Session

SURGICAL RETINA 3

Special Retina Programme: Innovations and Advances in
Vitreoretinal Surgery (Advanced)

Venue: Manhattan Hall III

Date: 27 April 2025

Time: 1500 - 1600

TYPE OF SESSION: SYMPOSIUM & QUIZ

Moderators: Teh Wee Min, Zabri Kamarudin, Haslina Mohd Ali

1500	Discarding the BIO in buckle & buckle tips <i>Haslina Mohd Ali</i>
1510	Expanding heavy liquid usage in diabetic vitrectomy <i>Mushawiahti Mustapha</i>
1520	Tumour biopsy - Local experience <i>Zabri Kamarudin</i>
1530	Role of VRS in Ocular Oncology <i>Min Kim</i>
1540	Intraocular tumor biopsy <i>Min Kim</i>
1550	Interactive Kahoot Quiz with Prizes

international speakers and prizes
supported by:

Alcon Education Grant



CLICK HERE BACK TO
PROGRAMME OVERVIEW

SCIENTIFIC PROGRAMME SCHEDULE

Day 3: 27 April 2025 [Sunday]

ORBIT & OCULOPLASTIC 3

Trauma in Oculoplastic

Venue: Manhattan Hall I
Date: 27 April 2025
Time: 0800 -0900

TYPE OF SESSION: SYMPOSIUM

Moderators: *Fazliana Ismail, Hanida Hanafi, Othmaliza Othman*

0800	Management of Lid Margin and Canaliculi Repair <i>Fazliana Ismail</i>
0810	Management of Scleral Penetrating Injury and Globe Rupture <i>Othmaliza Othman</i>
0820	Management of Orbital Foreign Body <i>Adlina Abdul Rahim</i>
0830	Challenges in Eyelid Management Post Trauma <i>Chua Chung Nen</i>
0840	Secondary Repair with Scar Management <i>Hanida Hanafi</i>
0850	Q&A

CATARACT & REFRACTIVE 6

Complex Cataract Cases " Help Me !I'm in Trouble"

Venue: Manhattan Hall I
Date: 27 April 2025
Time: 1000 - 1100

TYPE OF SESSION: VIDEO PRESENTATION

Moderators: *Lee Mun Wai, Manoharan Shunmugam*

1000	The Window is Damaged – Corneal Problems <i>Wan Haslina Wan Abdul Halim</i>
1010	The Bag is Broken – Capsular Problem <i>Manoharan Shunmugam</i>
1020	Intra-op Difficulties in Laser Vision Correction <i>Helen Tan Chen Chen</i>
1030	The Gel is Coming Out – Vitreous Management <i>Tengku Ain Kamalden</i>
1040	The Lens is Not Right – IOL Troubles <i>Choong Yean Yaw</i>
1050	Questions and Answer

*United We Stand:
One Vision for Malaysia*





MALAYSIAN OPHTHALMOLOGY SCIENTIFIC CONGRESS 2025



CLICK HERE BACK TO
PROGRAMME OVERVIEW

SCIENTIFIC PROGRAMME SCHEDULE Day 3: 27 April 2025 [Sunday]

MISCELLANEOUS 3 Innovation in Eye Care

Venue: Manhattan Hall I
Date: 27 April 2025
Time: 1100 - 1200

TYPE OF SESSION: SYMPOSIUM

Moderators: *Duratul Ain Husin, Nor Anita Che Omar*

- | | |
|------|--|
| 1100 | DR. MATA: AI-Driven Diabetic Retinopathy Screening at a Community Level
<i>Nor Anita Che Omar</i> |
| 1115 | Enhancing AVIS4Kids IT System: From Screening to Spectacle Provision
<i>Duratul Ain Husin</i> |
| 1130 | Risk Adjusted CUSUM for Cataract Surgery Performance Monitoring
<i>Haliza Zurah Zulkefeli</i> |
| 1145 | Innovation in Eye Health: Addressing Gaps and Advancing Care
<i>Noraisyah Mohamed Shah</i> |

GLAUCOMA 4 Tips & Tricks for Glaucoma Surgery

Venue: Bronx V
Date: 27 April 2025
Time: 1000 - 1100

TYPE OF SESSION: SYMPOSIUM

Moderators: *Nurull Bahya Suliman, Haireen Kamarudin, Norshamsiah Md Din*

- | | |
|------|--|
| 1000 | Trabeculectomy
<i>Ng Hong Kee</i> |
| 1010 | MIBS: PreserFlo Microshunt Implant
<i>Norhalwani Husain</i> |
| 1020 | GDD- Paul Glaucoma Implant
<i>Tan Chai Keong</i> |
| 1030 | GDD- Ahmed Clear Path
<i>Haireen Kamarudin</i> |
| 1040 | Microinvasive Glaucoma Surgery (MIGS)
<i>Norshamsiah Md Din</i> |
| 1050 | GATT
<i>Nurull Bahya Suliman</i> |



CLICK HERE BACK TO
PROGRAMME OVERVIEW

SCIENTIFIC PROGRAMME SCHEDULE

Day 3: 27 April 2025 [Sunday]

CORNEA 3 **Challenges in Corneal Surgery**

Venue: Bronx V
Date: 27 April 2025
Time: 1100 - 1200

TYPE OF SESSION: SYMPOSIUM

Moderators: Julieana Muhammed, K John Mathen

1100	From Primary to Recurrent Pterygium: Challenges and Solutions <i>Khairidzan Mohd Kamal</i>
1110	Persistent Epithelial Defect: Approach and Management <i>Nor Sharina Yusof</i>
1120	Corneal Opacities And Cataract Surgery <i>Vanitha Hema Ratnalingam</i>
1130	Neurotrophic Keratopathy: Challenges in Management <i>Julieana Muhammed</i>
1140	Descemet's Membrane detachment (DMD) post Cataract Surgery <i>Che Mahiran Che Daud</i>
1150	Questions and Answer

*United We Stand:
One Vision for Malaysia*





MALAYSIAN OPHTHALMOLOGY SCIENTIFIC CONGRESS 2025



CLICK HERE BACK TO
PROGRAMME OVERVIEW

SCIENTIFIC PROGRAMME SCHEDULE

Lunch Symposium

Day 1: 25 April 2025 [Friday]

LUNCH SYMPOSIUM 1 by EssilorLuxottica

Venue: Manhattan Hall III
Date: 25 April 2025
Time: 1230 - 1330

Essilor® Stellest® lenses: Five-Year Clinical Trial Results and
Latest Evidence Based Strategies in Combination with Low Dose Atropine

TYPE OF SESSION: LUNCH SYMPOSIUM

Chair: Hannah Ng, Manager, Medical & Professional Affairs - EssilorLuxottica Malaysia

	<i>Adeline Yang, Head, Medical & Professional Affairs - EssilorLuxottica South-East Asia & Korea</i>
1230 - 1330	<i>Loh Kai-Lyn, Consultant, Myopia Service - Singapore National Eye Centre</i>
	<i>Tsiang Ung, Consultant Ophthalmologist - International Eye Specialist Centre Penang</i>

LUNCH SYMPOSIUM 2 by Johnson & Johnson

Venue: Manhattan Hall I
Date: 25 April 2025
Time: 1230 - 1330

Attain Peace of Mind with TECNIS PureSee™ IOLs,
the new purely refractive presbyopia-correcting EDOF IOL

TYPE OF SESSION: LUNCH SYMPOSIUM

Chairs: Azura Ramlee, Prince Court Medical Centre

1230-1235	Welcome and Opening <i>Azura Ramlee, Prince Court Medical Centre</i>
1235-1250	Introducing latest EDOF Technology <i>Cheng Teck Chee, Universiti Kebangsaan Malaysia</i>
1250-1305	Purely Refractive IOL Early Clinical Experience Sharing <i>Lee Hung Ming, Asia Pacific Eye Centre</i>
1305-1320	Purely Refractive IOLs: First-Hand Clinical Experiences and Outcomes <i>Jimmy Lim Ing Hong, Vista Eye Specialist Laser and Refractive Centre Dry Eye Centre</i>
1320-1330	Questions and Answers <i>Moderated by Azura Ramlee, Prince Court Medical Centre</i>

SCIENTIFIC PROGRAMME SCHEDULE

Lunch Symposium

Day 2: 26 April 2025 [Saturday]



CLICK HERE BACK TO
PROGRAMME OVERVIEW

LUNCH SYMPOSIUM 3 by Transmedic

Transmedic Ophthalmology Innovations: Experts Sharing, Towards the Future

Venue: Manhattan Hall III

Date: 26 April 2025

Time: 1300 - 1400

TYPE OF SESSION: LUNCH SYMPOSIUM

Chair: *Lee Mun Wai, Consultant Ophthalmologist & VR Surgeon, Medical Director of LEC Eye Centre*

1300 - 1400

Enhanced Monofocal IOL: Lentis Quantum Elevating Vision Correction Solutions

Shin Hoy Choong, Consultant Ophthalmologist, Medical Director - Ipoh Eye Specialist Centre

Initial Experience with a C-Loop Hydrophobic Rotationally Asymmetrical Extended Depth of Focus Intraocular Lens

Lee Mun Wai, Consultant Ophthalmologist & VR Surgeon, Medical Director of LEC Eye Centre

Implantable Collamer Lens - The Preferred Option For Refractive Surgery

Choong Yee Fong, Consultant Ophthalmologist & Eye Surgeon, Paediatric Ophthalmologist, Medical Director - ISEC KL

Mastering Dry Eye: Wholistic Approach

Khairidzan Mohd Kamal, Associate Professor and Head of the Department of Ophthalmology - IIUM Kuantan

Panelist 1: *Alan Koh Kok Kiang, Chief Consultant Ophthalmologist - Vista Eye Specialist*

Panelist 2: *Tsiang Ung, Consultant Cataract & Oculoplastic Surgeon, Paediatric Ophthalmologist & Strabismologist - ISEC Penang*

*United We Stand:
One Vision for Malaysia*





MALAYSIAN OPHTHALMOLOGY SCIENTIFIC CONGRESS 2025



CLICK HERE BACK TO
PROGRAMME OVERVIEW

SCIENTIFIC PROGRAMME SCHEDULE

Lunch Symposium

Day 2: 26 April 2025 [Saturday]

LUNCH SYMPOSIUM 4

by Roche

Time for chANGe: Integrating Faricimab Into First Line Therapy for PCV & DME

Venue: Manhattan Hall I

Date: 26 April 2025




Time: 1300 - 1400

TYPE OF SESSION: LUNCH SYMPOSIUM

Chair: Tara Mary George

1300	Welcome and Introduction Faricimab Landscape Tara Mary George , Consultant Ophthalmologist and Medical Retina & Uveitis Specialist - Sunway Medical Centre, Selangor
1305	Achieving Polyp Regression and Drying in PCV with Faricimab Voraporn Chaikitmongkol , Consultant Vitreoretinal Surgeon and Medical Retina Specialist - Chiang Mai University Hospital, Thailand
1315	The Real-World Impact of Faricimab on Clinic Capacity Rajasudha Sawri Rajan , Consultant Medical Retina & Uveitis Specialist - Hospital Shah Alam, Selangor
1325	Impact of Dual Pathway Inhibition on DME Biomarkers Tara Mary George , Consultant Ophthalmologist and Medical Retina & Uveitis Specialist - Sunway Medical Centre, Selangor
1335	The Real-World Experience of Faricimab in DME Barkeh Hanim Jumaat , Consultant Ophthalmologist and Vitreoretinal Surgeon - International Specialist Eye Centre (ISEC), Kuala Lumpur
1345	Discussion, Q&A
1400	End

SIMPLICITY, CONVENIENCE AND CONFIDENCE IN A SINGLE SOLUTION^{1,2}

-  The first fixed-dose combination of levofloxacin and dexamethasone for prevention and treatment of inflammation and for the prevention of infection with cataract surgery⁴⁻⁶
-  Proven to be effective in 7 days for the majority of patients after uncomplicated cataract surgery^{1,3*}
-  A simple and convenient option to help improve compliance and provide your patients with a positive experience^{3-5,7}

Abbreviated Prescribing Information:

Indication: For prevention and treatment of inflammation, and prevention of infection associated with cataract surgery in adults. **Dosage:** One drop instilled into the conjunctival sac after surgery every 6 hours. Duration of treatment is 7 days. **Precaution:** Use with caution in patients with active ocular inflammation, angle-closure glaucoma. Consult with medical professionals if patients experience abnormalities such as worsening vision. Remove contact lenses before using the product. **Contraindication:** Hypersensitivity to the active substance or to any of the excipients, viral disease, mycobacterial and fungal ocular diseases. **Side effects:** Headache, dysgeusia, eye irritation, abnormal sensation in eye, ocular hypertension, pruritus and intraocular pressure increased.

References: 1. Aragona P, et al. *Eur J Ophthalmol* 2021;31:287-90. 2. Aprokam® (cefuroxime) Summary of Product Characteristics. March 2020. 3. Bandello F, et al. *Eye (Lond)* 2020;34:2112-22. 4. Ducressa® (dexamethasone + levofloxacin) Product Information. May 2021. 5. Figus M, et al. *Eur J Clin Pharmacol* 2020;76:929-37. 6. FirstWord Pharma. Santen launches Ducressa, a broad-spectrum, 7-day post-cataract surgery antibiotic/steroid combination, bolstering European efforts to prevent antibiotic resistance. 2021. Available at: <https://old.firstword-pharma.com/node/1797672?tsid=4>. Last accessed December 2021. 7. Matossian C. *US Ophthalmic Rev* 2020;13:18-22.

For prescription by Healthcare Professionals only.


SANTEN PHARMA MALAYSIA SDN. BHD. Registration No. 201401041564 (1117719-T)
Unit #23A-10, Q Sentral, No. 2A, Jalan Stesen Sentral 2, Kuala Lumpur Sentral, 50470 Kuala Lumpur, MALAYSIA.
Sales & Marketing Enquiry Tel: +603 2276 3333 / +6012 284 6177

For adverse event reporting on Santen products, please email to my_product_safety@santen.com

DUC-MY-250001



MAL23076003ACZ

Ducressa®
1 mg/ml  5 mg/ml
dexamethasone levofloxacin
eye drops, solution



SCIENTIFIC PROGRAMME SCHEDULE

Submitted Abstract e-Poster

ABSTRACT
ID 65

CATEGORY: CATARACT & REFRACTIVE

VISUAL ACUITY OUTCOMES OF IRIS-CLAW INTRAOCULAR LENSES IMPLANTATION IN DIFFERENT APPROACH

Andhika Putra Laksmana, Rizal Fanany, Wisnu Sadasih, Riskha Pangestika

ABSTRACT
ID 75

CATEGORY: CATARACT & REFRACTIVE

SPONTANEOUS RUPTURE OF ANTERIOR LENS CAPSULE IN HYPERMATURE SENILE CATARACT

Low Zhen Ning, Nurul Ain Masnon

ABSTRACT
ID 125

CATEGORY: CATARACT & REFRACTIVE

A DECADE REVIEW OF POOR VISUAL OUTCOME AND ITS CONTRIBUTING FACTORS FOLLOWING CATARACT SURGERY IN PATIENTS WITH PSEUDOEXFOLIATIVE SYNDROME IN KELANTAN

Nur Fadilah Azhani Mohammad, Nur Fadilah Am, Hazirah MM, Nur Amni HS, 'Ainul Km Saidy, Ng KS

ABSTRACT
ID 137

CATEGORY: CATARACT & REFRACTIVE

CAPSULAR TENSION RING REDUCE TORIC INTRAOCULAR LENS ROTATION IN HIGH MYOPIA

Aleza Omar, Safiyah Jameelah Mohd Yusof, Suriana Suaibun

ABSTRACT
ID 194

CATEGORY: CATARACT & REFRACTIVE

RECURRENT CORNEAL EROSIONS POST SMALL INCISION LENTICULE EXTRACTION: A CASE REPORT

Indra Dewi Bathumalai, Muhd. Syafi Abd Bari, Khairidzan Mohd Kamal

ABSTRACT
ID 218

CATEGORY: CATARACT & REFRACTIVE

SAFETY AND VISUAL OUTCOMES OF CATARACT SURGERY IN THE FIRST YEAR AT HOSPITAL SULTAN ZAINAL ABIDIN: A ONE-YEAR REVIEW

Muhammad Arif Ozir, Mohammad Hudzaifah Nordin, Syaratul Emma Hashim

ABSTRACT
ID 282

CATEGORY: CATARACT & REFRACTIVE

INTRAOCULAR LENS (IOL) OPACIFICATION FOLLOWING UNCOMPLICATED CATARACT SURGERY: A CASE REPORT

Ling Hwee Minn, Ng Zhi Yun, Chow Kit May

ABSTRACT
ID 317

CATEGORY: CATARACT & REFRACTIVE

PREVALENCE AND VISUAL OUTCOMES OF LENS INDUCED GLAUCOMA CASES AT HOSPITAL KEMAMAN OVER 7 YEARS

Nur Athirah Muzammil, Aini M Azmi

ABSTRACT
ID 273

CATEGORY: CATARACT & REFRACTIVE

1 YEAR OVERVIEW OF SMALL INCISION CATARACT SURGERY (SICS) PRACTICE IN HOSPITAL KUALA LIPIS

Nur Sakinah Md Musadek, Muhammad Fadhli Ab Hamid

ABSTRACT
ID 331

CATEGORY: CATARACT & REFRACTIVE

A GLIMPSE THROUGH THE CAT'S EYE

Siti 'Aisyah Nik Mazlan, Siti Shahrulbariyah Samsuddin, Fatimah Halwani Ismail, Zamri Noordin

ABSTRACT
ID 388

CATEGORY: CATARACT & REFRACTIVE

A RARE CASE OF POSTERIOR INTRAOCULAR LENS OPACIFICATION REQUIRING LENS EXPLANTATION

Mohammed Hussein Sabri Ali Al-Yoonus, Chenshen, Wan Haslina Wan Abdul Halim, Norshamsiah Md Din

ABSTRACT
ID 418

CATEGORY: CATARACT & REFRACTIVE

COMPARISON OF CONVENTIONAL AND DIGITAL CATARACT WORKFLOW IN PREOPERATIVE REFRACTIVE CATARACT SURGICAL PLANNING: CONVENIENCE, EFFICIENCY, DATA SAFETY, AND USER'S EXPERIENCE WITH ZEISS EQ WORKPLACE®

Wai Sheng Xuan, Othmaliza Othman, Mae-Lynn Catherine Bastion, Jemaima Che Hamzah, Cheng Teck Chee

*United We Stand:
One Vision for Malaysia*





ABSTRACT
ID 492

CATEGORY: CATARACT & REFRACTIVE

MANAGEMENT OF RECURRENT PUPILLARY OPTIC CAPTURE OF SCLERAL-FIXATED INTRAOCULAR LENS WITH SUTURELESS SURGICAL TECHNIQUE USING 7-0 POLYPROPYLENE FLANGED SUTURES

Choo-Hwee Siew, Michele Shi-Ying Tey, Mohamad Fathi Ismail, Hayati Abdul Aziz

ABSTRACT
ID 497

CATEGORY: CATARACT & REFRACTIVE

YAMANE TECHNIQUE SCLERAL FIXATED INTRAOCULAR LENS (SFIOL): A SEREMBAN EXPERIENCE

Tan Chern Meng, Noram Mat Saad, Wan Mohd Hafidz, Norlelawati Abu

ABSTRACT
ID 514

CATEGORY: CATARACT & REFRACTIVE

MIMICKING CAPSULAR BAG DISTENSION SYNDROME : THE OPACIFIED IOL

Siva Sathi Kanesan, Umami Faradiana Abdul Rahim

ABSTRACT
ID 568

CATEGORY: CATARACT & REFRACTIVE

SIMPLE MODIFIED TRENDELENBURG POSITION FOR PHACOEMULSIFICATION IN A SEVERELY KYPHOTIC PATIENT

Lee Jia Ning, Woon TQ

ABSTRACT
ID 575

CATEGORY: CATARACT & REFRACTIVE

COMPARISON OF PREDICTABILITY USING BARRETT UNIVERSAL II AND SRK/T FORMULAS IN NORMAL AXIAL LENGTH SENILE CATARACT PATIENT

Helga Sharon El Shemida, Rizal Fanany, Wisnu Sadasih, Riskha Pangestika

ABSTRACT
ID 582

CATEGORY: CATARACT & REFRACTIVE

RISK FACTORS AND VISUAL OUTCOME OF CATARACT SURGERY IN HIGHLY MYOPIC PATIENTS AT A TERTIARY HOSPITAL IN SEMARANG

Edo Sun De Putra, Wisnu Sadasih

ABSTRACT
ID 32

CATEGORY: CORNEA & ANTERIOR SEGMENT DISEASE

CHRONIC CORNEA-CONJUNCTIVAL CYST AT PRE EXISTING PHACOEMULSIFICATION WOUND FOLLOWING EYE TRAUMA

Siti Maimun Mohd Bashir, Shikin Shakri, Adlina Kadir, Amirah Hassan, Zalifa Zakiah

ABSTRACT
ID 54

CATEGORY: CORNEA & ANTERIOR SEGMENT DISEASE

LOOKS CAN DECEIVE: NOT ALL CONJUNCTIVAL BUMPS ARE CANCER

Lee Wan Qing, Sangeetha Tharmathurai, Norhafizah Hamzah

ABSTRACT
ID 66

CATEGORY: CORNEA & ANTERIOR SEGMENT DISEASE

PRECISION MEETS VISION: ANTERIOR SEGMENT OPTICAL COHERENCE TOMOGRAPHY IN MANAGING INFECTIOUS KERATITIS

Noor Sarah Khor Muhammad Azmi Khor, Norlina Ramli, Sujaya Singh

ABSTRACT
ID 73

CATEGORY: CORNEA & ANTERIOR SEGMENT DISEASE

NECROTIZING SCLERITIS POST-SCLEROTHERAPY FOR ORBITAL VENOUS MALFORMATION

Low Zhen Ning, Chin Yie Ping, Valarmathy Vaiyavari, Nurul Laila Salim, Rohanah Alias

ABSTRACT
ID 88

CATEGORY: CORNEA & ANTERIOR SEGMENT DISEASE

A GOLDEN GLIMPSE: UNVEILING WILSON'S DISEASE

Kow Wen Jin, Ng Wei Loon, Chow Rhuen Chiou, Ang Ee Ling, Julieana Muhammed

ABSTRACT
ID 89

CATEGORY: CORNEA & ANTERIOR SEGMENT DISEASE

DESCMET'S MEMBRANE TEAR FOLLOWING FORCEPS-ASSISTED DELIVERY

Yeap Zhi Ling, Gan Sin Hui, Maftuhim Addenan, Che Mahiran Che Daud, Siti Nor Roha Daman Huri, Sujaya Singh

ABSTRACT
ID 179

CATEGORY: CORNEA & ANTERIOR SEGMENT DISEASE

EFFICACY OF AZELASTINE AND OLOPATADINE IN ALLERGIC KERATOCONJUNCTIVITIS: A SYSTEMATIC REVIEW APPROACH

Bellakusuma Nurdianingrum, Dina Novita, Amalia Budhi Hapsari

ABSTRACT
ID 113

CATEGORY: CORNEA & ANTERIOR SEGMENT DISEASE

INTERSTITIAL KERATITIS WITH ANTERIOR UVEITIS: A RARE PRESENTATION OF OCULAR TUBERCULOSIS

Tharani Elumalai, Jessica Mani Penny Tevaraj, Liza Sharmini Ahmad Tajudin

ABSTRACT
ID 135

CATEGORY: CORNEA & ANTERIOR SEGMENT DISEASE

FROM CONJUNCTIVITIS TO CATASTROPHE: A RAPIDLY PROGRESSIVE PSEUDOMONAS KERATITIS IN A COMPROMISED PSEUDOPHAKIC EYE

Noor Amy Farhana Mohammad Amin, Noor Amalina Saidi, Faridah Mat Min

*United We Stand:
One Vision for Malaysia*





ABSTRACT
ID 136

CATEGORY: CORNEA & ANTERIOR SEGMENT DISEASE

YEAST ON STAINING, BACTERIA IN CULTURE: MANAGING A CHALLENGING KERATITIS CASE

Noor Amy Farhana Mohammad Amin, Noor Amalina Saidi, Faridah Mat Min

ABSTRACT
ID 138

CATEGORY: CORNEA & ANTERIOR SEGMENT DISEASE

SILVER: A FRIEND OR A FOE

Chua Jian Yang, Tiong Lik Wei

ABSTRACT
ID 179

CATEGORY: CORNEA & ANTERIOR SEGMENT DISEASE

EFFICACY OF AZELASTINE AND OLOPATADINE IN ALLERGIC KERATOCONJUNCTIVITIS: A SYSTEMATIC REVIEW APPROACH

Bellakusuma Nurdianingrum, Dina Novita, Amalia Budhi Hapsari

ABSTRACT
ID 183

CATEGORY: CORNEA & ANTERIOR SEGMENT DISEASE

UNVEILING THE MYSTERY: PERSISTENT CORNEAL OEDEMA POST-TRAUMA REVEALED AS RETAINED CORTICAL LENS MATTER

Nurul Ilham Hussain, Nurul I Hussain, Norlina Ramli

ABSTRACT
ID 188

CATEGORY: CORNEA & ANTERIOR SEGMENT DISEASE

SUCCESSFUL MANAGEMENT OF INFECTIOUS CRYSTALLINE KERATOPATHY WITH TOPICAL VANCOMYCIN.

Md Zulfadli Mohd Razali, Mohd Naim Ashri, Julieana Muhammed, Muhammad Aizuddin Ahmad

ABSTRACT
ID 213

CATEGORY: CORNEA & ANTERIOR SEGMENT DISEASE

A CASE OF CORNEAL ULCER WITH UNDERLYING EPITHELIAL BASEMENT MEMBRANE DYSTROPHY

Amreth K Dhalywal, Sangitha Maniam, Chandramalar T Santhirathelagan

ABSTRACT
ID 242

CATEGORY: CORNEA & ANTERIOR SEGMENT DISEASE

A VENOMOUS GAZE: UNDERSTANDING SNAKE VENOM'S OPHTHALMIA

Manissha Rajan, Manissha Rajan, Sobanah Rajakumar, Ooi Say Ting, Sok Lin

ABSTRACT
ID 243

CATEGORY: CORNEA & ANTERIOR SEGMENT DISEASE

RARE CASE OF NECROTISING SCLERITIS WITH UNDERLYING SCLEROMALACIA PERFORANS IN A SEROPOSITIVE RHEUMATOID ARTHRITIS PATIENT

Timothy Liew Khai Wing, Nurul-Laila Salim, Rohanah Alias, Norlaila Talib, Tajunisah Begum Iqbal

ABSTRACT
ID 258

CATEGORY: CORNEA & ANTERIOR SEGMENT DISEASE

UNMASKING ACANTHAMOEBA KERATITIS: ROLE OF CONFOCAL MICROSCOPY AND MOXIFLOXACIN IN THE EARLY DIAGNOSIS AND MANAGEMENT OF ACANTHAMOEBA KERATITIS

Pan Ting Sun, Fariza Fauzun, Fadzilah Hanim Rahim, Adzura Salam, Ahmad Nurfaahmi

ABSTRACT
ID 283

CATEGORY: CORNEA & ANTERIOR SEGMENT DISEASE

A CASE OF PERIPHERAL ULCERATIVE KERATITIS WITH SCLERITIS SECONDARY TO GRANULOMATOSIS WITH POLYANGIITIS

Sangitha Maniam, Amreth K Dhalywal, Chandramalar T Santhirathelagan

ABSTRACT
ID 288

CATEGORY: CORNEA & ANTERIOR SEGMENT DISEASE

BLINDED BY THE SPARK: A CASE REPORT OF SEVERE OCULAR FIRECRACKERS INJURY

Beh Renping, Siew Hong Wai, Ooi Say Ting, Ng Sok Lin

ABSTRACT
ID 290

CATEGORY: CORNEA & ANTERIOR SEGMENT DISEASE

A RARE CASE OF FUNGAL CORNEA ULCER CAUSED BY TRICHOPHYTON MENTAGROPHYTES

U - Nee Lam, Chandramalar T. Santhirathelagan, Siti Nor Roha Daman Huri

ABSTRACT
ID 292

CATEGORY: CORNEA & ANTERIOR SEGMENT DISEASE

FROM CATS TO CONJUNCTIVA : SPOROTHRICOSIS - THE UNSEEN RISK IN HOSTEL LIVING

Adina Wati Mohamad Shukor, Saidatun NMF, Suriana S, Siti Husna H

ABSTRACT
ID 293

CATEGORY: CORNEA & ANTERIOR SEGMENT DISEASE

CORNEAL ULCER: WHERE DID IT WENT WRONG?

Lee Jia Ning, Alex Yee CS

ABSTRACT
ID 305

CATEGORY: CORNEA & ANTERIOR SEGMENT DISEASE

THE MYSTERIOUS CORNEAL NODULES: A CASE OF SALZMANN'S NODULAR DEGENERATION

Mohd Fadhil Ismail, Nur Nazifah Norran, Nurul Ain Shahrudin

ABSTRACT
ID 310

CATEGORY: CORNEA & ANTERIOR SEGMENT DISEASE

SYMPATHETIC OPHTHALMIA FOLLOWING LIMBAL RELAXATION INCISION IN AN EYE WITH HISTORY OF PENETRATING TRAUMA.

Aiman Ifwat Samsolbari, Mazaya Mahmud, Lam Chen Shen, Wan Haslina Wan Abdul Halim

*United We Stand:
One Vision for Malaysia*





ABSTRACT
ID 311

CATEGORY: CORNEA & ANTERIOR SEGMENT DISEASE

SUBCONJUNCTIVAL 5-FLUOROURACIL (5FU) INJECTION AS ADJUNCT FOR POST-SURGICAL EXCISION OF RECURRENT PTERYGIUM: A CASE SERIES

Aiman Ifwat Samsolbari, Mazaya Mahmud, Lam Chen Shen, Wan Haslina Wan Abdul Halim

ABSTRACT
ID 318

CATEGORY: CORNEA & ANTERIOR SEGMENT DISEASE

A CASE OF BIPOLARIS SPP. CORNEAL FUNGAL ULCER

Alene Liu Wan Yi, Lam CS, Mazaya M, Wan Haslina Wan Abdul Halim

ABSTRACT
ID 330

CATEGORY: CORNEA & ANTERIOR SEGMENT DISEASE

MULTIFACETED CASE SERIES OF PERIPHERAL ULCERATIVE KERATITIS (PUK)

Khairun Nisa Mohd Zaidan, Wan Haslina Wan Abdul Halim, Mazaya Mahmud, Lam Chenshen, Ayesha Mohd Zain

ABSTRACT
ID 337

CATEGORY: CORNEA & ANTERIOR SEGMENT DISEASE

HERPES SIMPLEX STROMAL KERATITIS OR 'PENAWAR' EYE DROPS CAUSING INFECTIOUS KERATITIS: A DIAGNOSTIC DILEMMA IN ATYPICAL PRESENTATION

Kevin Kwan Joo Ern, Julieana Muhammed

ABSTRACT
ID 341

CATEGORY: CORNEA & ANTERIOR SEGMENT DISEASE

THE GREAT MASQUERADER: OCULAR SYPHILIS PRESENTING AS BILATERAL PERIPHERAL ULCERATIVE KERATITIS

Law Xing Yu, Durgavashini Govinda Raju, Sheena Mary Alexander

ABSTRACT
ID 353

CATEGORY: CORNEA & ANTERIOR SEGMENT DISEASE

BACILLUS CEREUS PANOPHTHALMITIS LEADING TO SPONTANEOUS PERFORATION OF BILATERAL CORNEA IN A NEONATE

Chew Li Lian, Nurul-Laila Salim, Rohanah Alias, Nazirah Ibrahim, Tajunisah Mohd Iqbal

ABSTRACT
ID 369

CATEGORY: CORNEA & ANTERIOR SEGMENT DISEASE

RECURRENT BAND KERATOPATHY IN PATIENTS WITH JUVENILE IDIOPATHIC ARTHRITIS: SUCCESSFULLY TREATED WITH ETHYLENEDIAMINETETRAACETIC ACID CHELATION THERAPY

Hawwa Najiza, Julieana Muhammed

ABSTRACT
ID 370

CATEGORY: CORNEA & ANTERIOR SEGMENT DISEASE

CORNEAL PERFORATION SECONDARY TO EXPOSURE KERATOPATHY IN A PEDIATRIC PATIENT WITH LAGOPHTHALMOS: A DISASTROUS COMPLICATION

Hawwa Najiza, Julieana Muhammed

ABSTRACT
ID 386

CATEGORY: CORNEA & ANTERIOR SEGMENT DISEASE

FIBRINOUS MEMBRANE MIMICKING ANTERIOR CRYSTALLINE LENS DISLOCATION POST OCULAR TRAUMA

Sabrina Lizy Fernandez, Mohd Fariz Mohd Ali

ABSTRACT
ID 389

CATEGORY: CORNEA & ANTERIOR SEGMENT DISEASE

MISLEADING CORNEAL SCAR PRESENTATION: A CASE OF VIRAL KERATITIS MIMICKING POST-ULCER SCARRING

Mohammed Hussein Sabri Ali Al-Yoonus, Lam Chenshen, Niki Ho Wai Wye, Othmaliza Othman, Norshamsiah Md Din

ABSTRACT
ID 392

CATEGORY: CORNEA & ANTERIOR SEGMENT DISEASE

BLINDING EYE DROPS

Tan Teik Wei, Tan Chek Kuan, Goh Hui Yin, Tan Chai Keong

ABSTRACT
ID 404

CATEGORY: CORNEA & ANTERIOR SEGMENT DISEASE

PRIMARY HERPETIC BLEPHAROKERATOCONJUNCTIVITS IN CHILDREN: A RARE CONDITION

Mohd Asroy Mat Daud, Julieana Muhammed, Azhany Yaakub

ABSTRACT
ID 406

CATEGORY: CORNEA & ANTERIOR SEGMENT DISEASE

HERPETIC STROMAL KERATITIS MIMICKING INTERSTITIAL KERATITIS: DIAGNOSTIC CHALLENGE

Mohd Asroy Mat Daud, Julieana Muhammed, Azhany Yaakub

ABSTRACT
ID 427

CATEGORY: CORNEA & ANTERIOR SEGMENT DISEASE

THE CLINICAL CHARACTERISTIC OF KERATOCONUS PATIENTS: A YEAR DESCRIPTIVE STUDY

Bellakusuma Nurdianingrum, Fatimah Dyah Nur Astuti

ABSTRACT
ID 430

CATEGORY: CORNEA & ANTERIOR SEGMENT DISEASE

ACANTHAMOEBA KERATITIS AND THE CHALLENGE OF LATE RECOGNITION

Naveenahrani Selvam@Ganesan, Valarmathy Vaiyavari, Nurul Laila Salim, Rohanah Alias

ABSTRACT
ID 454

CATEGORY: CORNEA & ANTERIOR SEGMENT DISEASE

A MOLE'S DARK SIDE: CONJUNCTIVAL MELANOMA IN A YOUNG EYE

Nur Athirah Adnan, Sharina Yusoff

*United We Stand:
One Vision for Malaysia*





ABSTRACT
ID 468

CATEGORY: CORNEA & ANTERIOR SEGMENT DISEASE

HERPES SIMPLEX KERATOUEITIS IN CHILD WITH PRADER-WILLI SYNDROME: A CASE REPORT

Syeikha Zulaikha Al-Zahra Zahari, Aasiah Ahmad Sharifuddin, Nur Aliah Hassan

ABSTRACT
ID 485

CATEGORY: CORNEA & ANTERIOR SEGMENT DISEASE

XEROPHTHALMIA IN A CHILD WITH AUTISM: NAVIGATING DIAGNOSTIC AND THERAPEUTIC CHALLENGES IN PEDIATRIC OCULAR SURFACE DISEASE

Lim Jian Fu, Ng Pey Yih, Krishnalatha Buandasan

ABSTRACT
ID 495

CATEGORY: CORNEA & ANTERIOR SEGMENT DISEASE

RIGHT EYE SCLERAL THINNING IN WEGNER GRANULOMATOSIS WITH POLYANGIITIS: A CASE REPORT

Ibrahim Nasir, Khairidzan Mohd. Kamal

ABSTRACT
ID 505

CATEGORY: CORNEA & ANTERIOR SEGMENT DISEASE

OVERCOMING CHEMICAL CATASTROPHE ; A CASE OF BILATERAL EYES GRADE III (ROPPER HALL) CHEMICAL INJURY WITH GOOD VISUAL OUTCOME

Rifhan Aliah Mhd Nasir, Siti Amra Abd Rahman, Akmal Haliza Zamli

ABSTRACT
ID 506

CATEGORY: CORNEA & ANTERIOR SEGMENT DISEASE

A CASE OF CONGENITAL PRIMARY IRIS CYSTS

Adnin Farha Fatahul Rashid, Sangeetha Tharmathurai, Norhafizah Hamzah

ABSTRACT
ID 509

CATEGORY: CORNEA & ANTERIOR SEGMENT DISEASE

COMPARISON OF SUTURE, FIBRIN GLUE AND AUTOLOGOUS BLOOD TECHNIQUE FOR CONJUNCTIVAL AUTOGRAFT FIXATION IN PTERYGIUM EXCISION.

Ibrahim Nasir, Woon Tian Qing, Khairidzan Mohd Kamal

ABSTRACT
ID 538

CATEGORY: CORNEA & ANTERIOR SEGMENT DISEASE

OCULAR TRAUMA AND ANTERIOR STAPHYLOMA: A CASE OF DELAYED DIAGNOSIS LEADING TO ENUCLEATION

Syarul Haziq Mohd Shah, Stephanie Evelyn Fong Mui Ha, Chua Shee Wen, Mohamad Israk Mohamad Isa, Nor Fadhilah Mohamad

ABSTRACT
ID 540

CATEGORY: CORNEA & ANTERIOR SEGMENT DISEASE

AN UNEXPECTED FINDING OF KERATOGLOBUS IN DOWN SYNDROME: A RARE CASE REPORT

Syarul Haziq Mohd Shah, Chua Shee Wen, Mohamad Israk Mohamad Isa, Nor Fadhilah Mohamad

ABSTRACT
ID 545

CATEGORY: CORNEA & ANTERIOR SEGMENT DISEASE

SHATTERED VISION : TRAUMATIC OCULAR LACERATIONS FROM WINDSHIELD SPLINTERS

Tharishini Chandra Segaran, Noor Khairul Rasid

ABSTRACT
ID 565

CATEGORY: CORNEA & ANTERIOR SEGMENT DISEASE

SUCCESSFUL COMBINED TREATMENT OF HIGH MYOPIA WITH KERATOCONUS: CROSSLINKING, CORNEAL INTRASTROMAL RING SEGMENTS AND VISIAN TORIC ICL IMPLANTATION

Ainur Rahman Anuar, Fatimah Az-Zahra Shukran Jamil, Tharanni K Manimaran, Siti Aishah Ismail

ABSTRACT
ID 51

CATEGORY: GLAUCOMA

THE IMPACT OF I-TOUCH BAND® ON ADHERENCE AND INTRA-OCULAR PRESSURE AMONG VISUALLY IMPAIRED GLAUCOMA PATIENTS

Nur Aisyah Zakaria, Rona Asnida Nasaruddin, Cheng Teck Chee, Jemaima Che Hamzah

ABSTRACT
ID 85

CATEGORY: GLAUCOMA

AQUEOUS MISDIRECTION SYNDROME SECONDARY TO ANTERIOR OPTIC CAPTURE OF SULCUS INTRAOCULAR LENS: TREATMENT WITH CORE VITRECTOMY

Chew Chu Han, Shahidatul Adha Mohamad, Munirah Abd Rashid, Khairuddin Othman

ABSTRACT
ID 94

CATEGORY: GLAUCOMA

STEROID-INDUCED GLAUCOMA: A CASE REPORT

Aulia Zinedinita Rahmasari, Rika Agustanti, Niken Indah Noerdiyani, Ita Permatasari

ABSTRACT
ID 103

CATEGORY: GLAUCOMA

A CASE OF PLATEAU IRIS SYNDROME, A DIAGNOSIS DILEMMA

Maisyatun Nazihah Mohamad Nawi, Maisyatun Nazihah M Nawi, Nur Izzah Husna, Rohana A Rashid, Henry Qi Zhe Ngoo

ABSTRACT
ID 192

CATEGORY: GLAUCOMA

PROSTAGLANDIN ANALOGUES FOR GLAUCOMA: WEIGHING THE EFFICACY AND SAFETY IN INTRAOCULAR PRESSURE REDUCTION – A SYSTEMATIC REVIEW

Aulia Kezia Mulyazhara, Aulia Zinedinita Rahmasari, Yulia Primitasari

*United We Stand:
One Vision for Malaysia*





ABSTRACT
ID 199

CATEGORY: GLAUCOMA

'RING OF STEEL' BLEB LOCALIZATION POST-TRABECULECTOMY: A CASE REPORT

Fatin Atiqah Ibrahim, Fatimah SS, Mohd Aziz Husni

ABSTRACT
ID 223

CATEGORY: GLAUCOMA

**A CASE SERIES OF JOAG PATIENTS THAT UNDERWENT GONIOSCOPY-ASSISTED
TRANSLUMINAL TRABECULOTOMY WITH GOOD SURGICAL OUTCOME**

Khoo Ming Yu, Nurull Bahiyyah Sulaiman, Norshamsiah Md Din, Niki Ho

ABSTRACT
ID 244

CATEGORY: GLAUCOMA

SUCCESSFUL TRABECULECTOMY IN A VITRECTOMISED EYE

Preshaantini Ponnaiah, Haireen Kamaruddin, Zabri Kamarudin, Wan Haslina Wan Abdul Halim

ABSTRACT
ID 246

CATEGORY: GLAUCOMA

**UNMASKING ALLERGIC CONTACT DERMATITIS INDUCED BY ANTIGLAUCOMA MEDICATIONS:
A CASE OF PERSISTENT EYELID SWELLING**

Muhammad Fauzan Redzuan, Aisyah Amirah Mohd Zahari, Khairul Husnaini Mohd Khalid

ABSTRACT
ID 316

CATEGORY: GLAUCOMA

**THE GREAT GLAUCOMA IMPLANT SHOWDOWN: A 2024 COMPARATIVE STUDY OF
OUTCOMES AT HOSPITAL SELAYANG**

Beatrice Chua Yoong Ni, U Kern Rei, Shalini Rajamany, Tan Chai Keong, Haireen Kamaruddin

ABSTRACT
ID 403

CATEGORY: GLAUCOMA

**CAFFEINE INTAKE EFFECTS ON INTRAOCULAR PRESSURE IN HEALTHY AND
GLAUCOMATOUS POPULATIONS: A SYSTEMATIC REVIEW AND META-ANALYSIS**

Owen Paruhum Simanjuntak, Olivia Jocelyn, Kevin Tadeus Simanjuntak, Raniindra Khalisha Soediro
Abidin, Astrianda Nadya Suryono

ABSTRACT
ID 443

CATEGORY: GLAUCOMA

**MANAGEMENT OF REFRACTORY INTRAOCULAR PRESSURE FOLLOWING BLUNT OCULAR
TRAUMA**

Oui Pei Chia, Haireen Kamaruddin, Wan Haslina Wan Abdul Halim

ABSTRACT
ID 463

CATEGORY: GLAUCOMA

**NEOVASCULAR GLAUCOMA FEATURES IN ADVANCED JUVENILE OPEN ANGLE GLAUCOMA:
A CASE REPORT**

Rachel Kamea, Kamea Rachel, Norlina Ramli, Iqbal Tajunisah

ABSTRACT
ID 474

CATEGORY: GLAUCOMA

COMBINED GONIOSCOPY-ASSISTED TRANSLUMINAL TRABECULOTOMY AND PHACOEMULSIFICATION IN LOWERING INTRAOCULAR PRESSURE IN PRIMARY OPEN ANGLE GLAUCOMA PATIENTS

Yeong Sze Yuen, Ridhwah Sapingi, Safinaz Mohd Khialdin, Nur Shahirah Amir Hamzah, Nurull Bahya Suliman

ABSTRACT
ID 475

CATEGORY: GLAUCOMA

SURGICAL OUTCOMES OF A NON-VALVED GLAUCOMA DRAINAGE DEVICE COMPARED WITH AHMED GLAUCOMA VALVE IN MALAYSIA

Siow Suyi, Roslinah Muji

ABSTRACT
ID 534

CATEGORY: GLAUCOMA

EXPLORING THE EVOLUTION OF PRIMARY OPEN ANGLE GLAUCOMA RESEARCH: A BIBLIOMETRIC STUDY

Wan Nur 'Amirah Ibrahim, Liza Sharmini Ahmad Tajudin, Mohammad Ariff Fikri Nasiruddin

ABSTRACT
ID 542

CATEGORY: GLAUCOMA

SMALL EYE, HIGH PRESSURE!

Wong Cheun-Seng, Tan Chai Keong, Haireen Kamaruddin

ABSTRACT
ID 547

CATEGORY: GLAUCOMA

NAVIGATING COMPLEX OCULAR HISTORY: POLYPROPYLENE-GUIDED AB INTERNO AC TUBE PLACEMENT OF A NON-VALVED IMPLANT IN AN EYE POST-KERATOPLASTY AND SCLERAL SUTURED ANIRIDIA INTRAOCULAR LENS IMPLANTATION WITH REFRACTORY SECONDARY ANGLE-CLOSURE GLAUCOMA

Hazrain Mohamed Roslan, Ru Jian Jonathan Teoh, Nurul Bahya Suliman

ABSTRACT
ID 1

CATEGORY: MEDICAL RETINA & OCULAR INFLAMMATION

UNILATERAL ATYPICAL VALSALVA RETINOPATHY: A CASE REPORT

Ong Ming Yean, Koon Ling Koh, Hong Kee Ng, Wan Haslina Wan Abdul Halim

ABSTRACT
ID 5

CATEGORY: MEDICAL RETINA & OCULAR INFLAMMATION

STROKE IN THE EYE, A TELLTALE SIGN OF SOMETHING SINISTER

Amutha Anbazagan, Prema Chendran

*United We Stand:
One Vision for Malaysia*





ABSTRACT
ID 21

CATEGORY: MEDICAL RETINA & OCULAR INFLAMMATION
RED WRECKING TUMOUR ! : A CASE OF CHOROIDAL HAEMANGIOMA

Nur Syarafina Abdul Malek, Nazima Shadaht Ali, Cheng Teck Chee, Norshamsiah Md Din, Hanizasurana Hashim

ABSTRACT
ID 27

CATEGORY: MEDICAL RETINA & OCULAR INFLAMMATION
MIMICRY IN THE RETINA

Barathan Ananthan, Madihah Mohd Lokman, Roslin Azni Abdul Aziz

ABSTRACT
ID 28

CATEGORY: MEDICAL RETINA & OCULAR INFLAMMATION
IS PET SCAN THE RIGHT SURVEILLANCE TOOL FOR THE HEAD AND NECK?

Barathan Ananthan, Rajasudha Sawri Rajan, Roslin Azni Abdul Aziz

ABSTRACT
ID 33

CATEGORY: MEDICAL RETINA & OCULAR INFLAMMATION
CLINICAL PROFILE AND OUTCOMES OF ENDOGENOUS ENDOPHTHALMITIS IN A TERTIARY HOSPITAL IN MALAYSIA: A FOUR-YEAR RETROSPECTIVE STUDY

Teoh Ru Jian Jonathan, Nor Azita Ahmad Tarmidzi, Jamaliah Rahmat

ABSTRACT
ID 36

CATEGORY: MEDICAL RETINA & OCULAR INFLAMMATION
MASKED MENACE ! : POST-TSCPC INFLAMMATION MASQUERADING AS ENDOPHTHALMITIS

Nur Syarafina Abdul Malek, Tan CK, Cheng Teck Chee, Norshamsiah Md Din

ABSTRACT
ID 49

CATEGORY: MEDICAL RETINA & OCULAR INFLAMMATION
ATYPICAL TOXOPLASMOSIS: A DIAGNOSTIC CHALLENGE

Siti Zaitihani Hamdan, Hanizasurana Hashim

ABSTRACT
ID 52

CATEGORY: MEDICAL RETINA & OCULAR INFLAMMATION
ATYPICAL PRESENTATION OF OCULAR VITREO-RETINAL LYMPHOMA

Nurul 'Ashikin Abdullah, Nazima Shadaht Ali, Hanizasurana Hashim

ABSTRACT
ID 57

CATEGORY: MEDICAL RETINA & OCULAR INFLAMMATION
THE EYE IN PERIL: A CASE OF LEFT SUBPERIOSTEAL ABSCESS WITH ORBITAL CELLULITIS

Nabila Sheikh Ismail, Safiyah JMY, Suriana S

ABSTRACT
ID 63

CATEGORY: MEDICAL RETINA & OCULAR INFLAMMATION
KEEPING AN EYE ON SYPHILIS

Chee Rean Lim, Nor Azita Ahmad Tarmidzi, Annuar Zaki Azmi

ABSTRACT
ID 64

CATEGORY: MEDICAL RETINA & OCULAR INFLAMMATION

ACUTE SYPHILITIC POSTERIOR PLACOID CHORIORETINITIS IN AN IMMUNOCOMPETENT INDIVIDUAL: A CASE REPORT

Saritrasaraswathy Thilagaraj, Mimiwati Zahari, Roslin Azni

ABSTRACT
ID 67

CATEGORY: MEDICAL RETINA & OCULAR INFLAMMATION

FROM PLEASURE TO MISERY : A CASE OF ACUTE SYPHILITIC POSTERIOR PLACOID CHORIORETINITIS

Davidson Anak Intan, Nur Afzan Mohd Jaffar

ABSTRACT
ID 87

CATEGORY: MEDICAL RETINA & OCULAR INFLAMMATION

IRIS METASTASIS FROM DOUBLE PRIMARY MALIGNANCIES

Liew Yee Shan, Koh Koon Ling

ABSTRACT
ID 102

CATEGORY: MEDICAL RETINA & OCULAR INFLAMMATION

THE BETRAYAL

Chin Yie Ping, Low Zhen Ning, Rathinamsvannie Selvam, Nor Azita Ahmad Tarmidzi, Hamisah Ishak, Choo Swee Ying

ABSTRACT
ID 104

CATEGORY: MEDICAL RETINA & OCULAR INFLAMMATION

THE QUIET INTRUDER: BILATERAL RETINAL CAPILLARY HEMANGIOMA IN A HEALTHY YOUNG ADULT

Premalatha Marthay, Zulfadli Mohd Zawawi, Noranida Abd Manan

ABSTRACT
ID 106

CATEGORY: MEDICAL RETINA & OCULAR INFLAMMATION

A RARE CASE OF DIFFUSE UNILATERAL SUBACUTE NEURORETINITIS

Tharani Elumalai, Jessica Mani Penny Tevaraj, Liza Sharmini Ahmad Tajudin

ABSTRACT
ID 108

CATEGORY: MEDICAL RETINA & OCULAR INFLAMMATION

SD-OCT FINDINGS OF PATIENTS TREATED WITH HYDROXYCHLOROQUINE IN HOSPITAL KUALA LUMPUR

Khalilah Mastura Zahari, Khalilah Mastura Z, Hui Jen Ding, Othmaliza O, Ahmad Tarmidzi Na

*United We Stand:
One Vision for Malaysia*





ABSTRACT
ID 109

CATEGORY: MEDICAL RETINA & OCULAR INFLAMMATION

ACUTE RETINAL NECROSIS AS A MANIFESTATION OF CYTOMEGALOVIRUS RETINITIS IN A PATIENT WITH ASCITES

Yeohan Yoong Gar Gean, Nurul Ashikin Abdullah, Siti Zaitihani Hamdan, Nazima Shadaht Ali, Siti Zaitihani Hamdan, Penny Lott Pooi Wah

ABSTRACT
ID 111

CATEGORY: MEDICAL RETINA & OCULAR INFLAMMATION

A 3-YEAR RETROSPECTIVE STUDY ON SCLERITIS AT MEDICAL-RETINA REFERRAL CENTRES IN NEGERI SEMBILAN AND HOSPITAL CANSELOR TUANKU MUHRIZ.

Sai Priyalatha Mariapan, Wan Mohd Hafidz Wan Abdul Rahman, Sangeeta Kuganasan, Mae-Lynn Catherine Bastion

ABSTRACT
ID 112

CATEGORY: MEDICAL RETINA & OCULAR INFLAMMATION

CILIORETINAL ARTERY OCCLUSION IN A PATIENT WITH ANTIPHOSPHOLIPID SYNDROME

Yeohan Yoong Gar Gean, Nuratiqah Zaina Abidin, Stella Sinnappan, Penny Lott Pooi Wah

ABSTRACT
ID 118

CATEGORY: MEDICAL RETINA & OCULAR INFLAMMATION

VISUAL ACUITY AND ANATOMIC IMPROVEMENTS AT WEEK 24 MAINTAINED THROUGH WEEK 72 WITH FARICIMAB TREAT-AND-EXTEND DOSING FOR MACULAR EDEMA DUE TO RETINAL VEIN OCCLUSION IN THE PHASE 3 BALATON AND COMINO STUDIES: RESULTS AND PATIENT CASE PROFILES

Rubamalar Gunatheesan, Christiana Dinah, Pablo Arrisi, Ying Liu, Liliana P. Paris, Anne-Cecile Retiere

ABSTRACT
ID 119

CATEGORY: MEDICAL RETINA & OCULAR INFLAMMATION

BEYOND THE OBVIOUS: A DIAGNOSTIC CONUNDRUM OF CHOROIDAL OSTEOMA AND THE IMPERATIVE OF EARLY RECOGNITION

Wong Joon Leek, Muhammad Aizuddin Ahmad

ABSTRACT
ID 121

CATEGORY: MEDICAL RETINA & OCULAR INFLAMMATION

A CHILD WITH LIPAEMIA RETINALIS: A CASE REPORT

Mohammad Syafiq Yusop, Nazima Shadaht Ali, Wan Hazabbah Wan Hitam

ABSTRACT
ID 123

CATEGORY: MEDICAL RETINA & OCULAR INFLAMMATION

EALES' DISEASE REVISITED: A TRIAD OF CASES HIGHLIGHTING ITS SPECTRUM OF PRESENTATION

Lim Kit Wing, Khor Hui Gim

ABSTRACT
ID 124

CATEGORY: MEDICAL RETINA & OCULAR INFLAMMATION

BLINDED BY THE LIGHTS: A CASE REPORT ON PHOTIC RETINOPATHY WITH CHOROIDAL NEOVASCULARISATION SECONDARY TO LASER-ARC WELDING

Kert H'Ng, Benjamin Ching How Lim, Radtthiga Chelvaraj, Ee Ling Ang, Norlina Mohd Ramli

ABSTRACT
ID 129

CATEGORY: MEDICAL RETINA & OCULAR INFLAMMATION

ASSESSMENT OF THE CLINICAL EFFECTS OF ANTI-ANG-2 WITH FARICIMAB BASED ON KEY OUTCOMES FROM THE YOSEMITE/RHINE TRIALS AND REAL-WORLD FARETINA/FARWIDE STUDIES IN PATIENTS WITH DIABETIC MACULAR EDEMA (DME)

Barkeh Hanim Jumaat, Niranjana Manoharan, Judy E. Kim, Kara Gibson, Francis Abreu, David Tabano

ABSTRACT
ID 134

CATEGORY: MEDICAL RETINA & OCULAR INFLAMMATION

A VISION ON THE BRINK: SAVING SIGHT FROM THE CLUTCHES OF NEUROSYPHILIS

Noor Izzati Akhmal Zulkefli, Nazima Shadaht Ali, Ayesha Md Zain

ABSTRACT
ID 142

CATEGORY: MEDICAL RETINA & OCULAR INFLAMMATION

HYDROXYCHLOROQUINE RETINOPATHY: A CASE OF PERICENTRAL INVOLVEMENT

Tan Li Faung, Khalilah Zahari, Annuar Zaki Azmi, Nor Azita Ahmad Tarmidzi

ABSTRACT
ID 148

CATEGORY: MEDICAL RETINA & OCULAR INFLAMMATION

POST OPERATIVE ACHROMOBACTER XYLOSOXIDANS ASSOCIATED ENDOPHTHALMITIS IN A SILICON OIL-FILLED VITRECTOMIZED EYE

Lim Zhi Yiu Hiang Weang, Siti Zaitihani Hamdan, Azhan Azman, Hanizasurana Hashim

ABSTRACT
ID 149

CATEGORY: MEDICAL RETINA & OCULAR INFLAMMATION

CLAWED VISION: INFECTIVE PANUVEITIS SECONDARY TO CAT SCRATCH DISEASE

Benjamin Lim Ching How, Radtthiga Chelvaraj, Ang Ee Ling

ABSTRACT
ID 151

CATEGORY: MEDICAL RETINA & OCULAR INFLAMMATION

A CASE OF BILATERAL CENTRAL RETINAL VEIN OCCLUSION AS PRESENTING FEATURES OF LYMPHOPLASMACYTIC LYMPHOMA

Law Jin Xing, Nurul Ain Shahrudin

*United We Stand:
One Vision for Malaysia*





ABSTRACT
ID 153

CATEGORY: MEDICAL RETINA & OCULAR INFLAMMATION

CYTOMEGALOVIRUS RETINITIS IN AN ALL CHILD TREATED SUCCESSFULLY WITH SYSTEMIC ANTIVIRAL ALONE

Ng Yu Siang, Nor Fadhilah Mohamad

ABSTRACT
ID 160

CATEGORY: MEDICAL RETINA & OCULAR INFLAMMATION

SHOCK WAVE-INDUCED MACULOPATHY WITH CENTRAL SCOTOMA FOLLOWING GAS CYLINDER EXPLOSION

Law Jin Xing, Nur Afiah Kamaluddin

ABSTRACT
ID 164

CATEGORY: MEDICAL RETINA & OCULAR INFLAMMATION

A CASE OF INITIAL MANIFESTATION OF CHOROIDAL METASTASIS UNVEILING UNDERLYING LUNG ADENOCARCINOMA

Ching Li Song, Ngoo Qi Zhe

ABSTRACT
ID 169

CATEGORY: MEDICAL RETINA & OCULAR INFLAMMATION

A CASE OF LEUKEMIC RETINOPATHY IN A PATIENT WITH PHILADELPHIA CHROMOSOME-POSITIVE ACUTE LYMPHOBLASTIC LEUKAEMIA

Ching Li Song, Ngoo Qi Zhe

ABSTRACT
ID 178

CATEGORY: MEDICAL RETINA & OCULAR INFLAMMATION

WINGS OF TROUBLE: A RARE CASE OF INSECT-INDUCED OPHTHALMIA NODOSA

Chan Shi Ying, Ng QX

ABSTRACT
ID 185

CATEGORY: MEDICAL RETINA & OCULAR INFLAMMATION

A MULTISYSTEMIC CHALLENGE: ANTERIOR UVEITIS AS THE INITIAL PRESENTATION OF GRANULOMATOSIS WITH POLYANGIITIS

Nur Amalina Akmal Shafie, Faridah Mat Amin, Noor Amalina Saidi, Khairiyah Ridyan@Riduan, Nik Nur Hakimah Nik Mohd Ali

ABSTRACT
ID 187

CATEGORY: MEDICAL RETINA & OCULAR INFLAMMATION

PROMPT RECOGNITION AND TREATMENT OF BILATERAL RETINAL DETACHMENT IN A PREECLAMPSIA PATIENT

Md Zulfadli Mohd Razali, Noor Amy Farhana Mohammad Amin, Julieana Muhammed, Muhammad Aizuddin Ahmad

ABSTRACT
ID 190

CATEGORY: MEDICAL RETINA & OCULAR INFLAMMATION

FROM MYSTERY TO RECOVERY: CURIOUS CASES OF ENDOPHTHALMITIS

Norma Asmira Mohd Nor, Derrick Chuah Jun Quan, Wan Norliza Wan Muda

ABSTRACT
ID 196

CATEGORY: MEDICAL RETINA & OCULAR INFLAMMATION

OCULAR BARTONELLOSIS MIMICKING VASCULAR RETINOPATHY IN A POST-ANGIOPLASTY MYOCARDIAL INFARCTION PATIENT: A CASE REPORT

Aleza O, Ayesha MZ, Siti Aishah S, Suriana S, Siti Husna H

ABSTRACT
ID 197

CATEGORY: MEDICAL RETINA & OCULAR INFLAMMATION

UNILATERAL CHORIORETINAL COLOBOMA WITH OCULAR HYPERTENSION IN A 24-YEAR-OLD WOMAN : A RARE CASE REPORT

Muhammad Azhar, Andhika Guna Dharma, Satya Hutama Pragnanda, Denti Puspasari

ABSTRACT
ID 198

CATEGORY: MEDICAL RETINA & OCULAR INFLAMMATION

AN UNUSUAL PRESENTATION OF BILATERAL OCULAR TUBERCULOSIS IN A PAEDIATRIC PATIENT WITH A REMOTE HISTORY OF TB EXPOSURE

Nur Azureen Mohd Ali, Julieana Muhamed, Farhana Ibrahim, Anis Baidura Azal

ABSTRACT
ID 211

CATEGORY: MEDICAL RETINA & OCULAR INFLAMMATION

HELP I CAN'T SEE MY BABY! WHEN PRE-ECLAMPSIA STRIKES THE EYES: EXUDATIVE RETINAL DETACHMENT IN HEMOLYSIS, ELEVATED LIVER ENZYMES, AND LOW PLATELET COUNT (HELLP) SYNDROME

Nurul Yasirah Mohd Yunus, Nurul Y. Mohd Yunus, Sangeetha S.

ABSTRACT
ID 214

CATEGORY: MEDICAL RETINA & OCULAR INFLAMMATION

RETINAL FIREWORKS: A FIERY DISPLAY OF OCULAR TOXOPLASMOSIS

Nur Amni Hajar Suhaimi, Ainul KM Saidy, Siti Aisyah N Mazlan, Nur Fadilah A Mohammad, Azma Azalina A Alwi

ABSTRACT
ID 215

CATEGORY: MEDICAL RETINA & OCULAR INFLAMMATION

A VIVID GLIMPSE INTO THE SWOLLEN DISCS: UNVEILING THE MANIFESTATIONS OF HEMANGIOBLASTOMA

Ainul Kauthar Mohamad Saidy, Nur Amni H Suhaimi, Nur Fadilah A Mohammad, Tengku Norina T Jaffar

ABSTRACT
ID 225

CATEGORY: MEDICAL RETINA & OCULAR INFLAMMATION

A RARE ENCOUNTER WITH A CASE OF PRIMARY VITREORETINAL LYMPHOMA (PVRL)

Khoo Ming Yu, Mohammad Fahim Mohd Jais, Nurull Bahya Suliman, Norshamsiah Md Din, Niki Ho

*United We Stand:
One Vision for Malaysia*





ABSTRACT
ID 228

CATEGORY: MEDICAL RETINA & OCULAR INFLAMMATION

**LIPEMIA RETINALIS AS AN OPHTHALMIC MANIFESTATION OF EXTREME HYPERLIPIDEMIA:
A CASE REPORT**

Chandralekhah Bala Krishnan Muthiah, Zakaria Abdollah, Patricia Ann John, Ng Lay Hui

ABSTRACT
ID 230

CATEGORY: MEDICAL RETINA & OCULAR INFLAMMATION

**BILATERAL EYE CHLORPROMAZINE-INDUCED KERATOPATHY: A RARE OPHTHALMIC
MANIFESTATION IN A PATIENT WITH SCHIZOPHRENIA**

Chandralekhah Bala Krishnan Muthiah, Zakaria Abdollah, Patricia Ann John, Ng Lay Hui

ABSTRACT
ID 240

CATEGORY: MEDICAL RETINA & OCULAR INFLAMMATION

A RARE CASE OF ACUTE IDIOPATHIC MACULOPATHY

Lim Su Chern, Ashvini Devi Paramesvaran, Daphne Teh, Mae-Lynn Catherine Bastion, Ayesha Mohd Zain, Roslin Azni

ABSTRACT
ID 250

CATEGORY: MEDICAL RETINA & OCULAR INFLAMMATION

BILATERAL EALES DISEASE: A DIAGNOSIS OF EXCLUSION

Maizatul Akmal Mohamad Nazri, Patricia Ann John

ABSTRACT
ID 259

CATEGORY: MEDICAL RETINA & OCULAR INFLAMMATION

**RAPID PROGRESSION OF MASQUERADE SYNDROME OF BILATERAL EYE IN STAGE IV
BREAST CARCINOMA**

Pan Ting Sun, Adilah Zulkifly, Nadhirah Ahmad Fauzi, Ahmad Nurfahmi, Adzura Salam

ABSTRACT
ID 264

CATEGORY: MEDICAL RETINA & OCULAR INFLAMMATION

**ENDOGENOUS ENDOPHTHALMITIS WITH SUBRETINAL ABSCESS: AN UNUSUAL
PRESENTATION OF STAPHYLOCOCCUS EPIDERMIDIS**

Ng Yu Siang, Nor Fadhilah Mohamad, Tajunisah Begam Mohamed Iqbal

ABSTRACT
ID 265

CATEGORY: MEDICAL RETINA & OCULAR INFLAMMATION

OCULAR TUBERCULOSIS : THE GREAT MIMICKER

Nur Diyana Khairul Anuar, Lee Hsin Yi

ABSTRACT
ID 266

CATEGORY: MEDICAL RETINA & OCULAR INFLAMMATION

**UNVEILING THE OCULAR MANIFESTATION OF NEUROLOGICAL DISORDER: A CASE OF
MULTIPLE SCLEROSIS WITH INTERMEDIATE UVEITIS**

Mohd Naim Ashri, Rosiah Muda

ABSTRACT
ID 272

CATEGORY: MEDICAL RETINA & OCULAR INFLAMMATION
BILATERAL EYE OCULAR SYPHILIS - DIAGNOSTIC DILEMMA

Siti Nur Aliah Rosly, Shalini Rajamany, U Kern Rei, Nazima Shadaht Ali

ABSTRACT
ID 279

CATEGORY: MEDICAL RETINA & OCULAR INFLAMMATION
**POST-INTRAVITREAL UVEAL PROLAPSE IN CONSUMPTIVE COAGULOPATHY WITH
ENDOPHTHALMITIS**

Wong Diing Sheng, Yeoh Boon Juan, Mae-Lynn Catherine Bastion, Sheena Mary Alexander

ABSTRACT
ID 281

CATEGORY: MEDICAL RETINA & OCULAR INFLAMMATION
**A RETROSPECTIVE ANALYSIS OF CLINICAL PROFILES AND THERAPEUTIC OUTCOMES IN
CYTOMEGALOVIRUS RETINITIS: A SINGLE-CENTER STUDY IN TERENGGANU, MALAYSIA**

Nurulhuda Hayati Mohd Sabri, Rosiah Muda, Muhammad Aizuddin Ahmad

ABSTRACT
ID 286

CATEGORY: MEDICAL RETINA & OCULAR INFLAMMATION
VITREOUS TAP PROVEN CYTOMEGALOVIRUS RETINITIS AND CHALLENGES FACED

Tan Chern Meng, Nurul Shima Ismail

ABSTRACT
ID 291

CATEGORY: MEDICAL RETINA & OCULAR INFLAMMATION
THE ONE THAT ALMOST GOT AWAY; INTRAOCULAR TUBERCULOSIS, A GREAT MIMICKER

Rifhan Aliah Mhd Nasir, Rifhan Aliah Mhd Nasir, Wan Norliza Wan Muda

ABSTRACT
ID 295

CATEGORY: MEDICAL RETINA & OCULAR INFLAMMATION
**SUDDEN BILATERAL VISION LOSS IN AN INDIVIDUAL WITH SYSTEMIC LUPUS
ERYTHEMATOSUS (SLE): UNRAVELLING OCULAR SYPHILIS IN SLE**

Nur Farhana Kamardin, Noorlaila B. Baharuddin, Suriana B. Suaibun, Evelyn Tai Li Min

ABSTRACT
ID 298

CATEGORY: MEDICAL RETINA & OCULAR INFLAMMATION
VALSALVA RETINOPATHY : A UNIQUE CASE WITH TWIN BLEEDS

Adina Wati Mohamad Shukor, Noor Sheereen AB, Suriana S

*United We Stand:
One Vision for Malaysia*





ABSTRACT
ID 299

CATEGORY: MEDICAL RETINA & OCULAR INFLAMMATION

A CASE OF SUPRACHOROIDAL HEMORRHAGE IN A THERAPEUTIC WARFARIN-TREATED PATIENT: CLINICAL INSIGHTS

Yeohan Yoong Gar Gean, Siti Zaitihani Hamdan, Nurul Ashikin Abdullah, Nazima Shadaht Ali, Siti Zaitihani Hamdan, Penny Lott Pooi Wah

ABSTRACT
ID 303

CATEGORY: MEDICAL RETINA & OCULAR INFLAMMATION

THE CAT'S OUT OF THE BAG

Nurliyana Hanifudin, Jacqueline YL Ting, Rajasudha S Rajan, Roslin A Abdul Aziz

ABSTRACT
ID 304

CATEGORY: MEDICAL RETINA & OCULAR INFLAMMATION

FADING VISION, HIDDEN CANCER: A CASE OF PRESUMED CANCER-ASSOCIATED RETINOPATHY

Liew Kar Yan, Rafidah Salleh

ABSTRACT
ID 312

CATEGORY: MEDICAL RETINA & OCULAR INFLAMMATION

ANEMIA'S SILENT DANGER : CILIORETINAL ARTERY OCCLUSION

Mohd Farahi Syazani Ab Halim, Seow Sieng Teng, Juliana Jalaluddin

ABSTRACT
ID 328

CATEGORY: MEDICAL RETINA & OCULAR INFLAMMATION

FLAVOBACTERIUM LINDANITOLERANS AS A RARE CAUSE OF ENDOGENOUS ENDOPHTHALMITIS

Maggie Ng Boon Yee, Carynn Ng Mae Li

ABSTRACT
ID 338

CATEGORY: MEDICAL RETINA & OCULAR INFLAMMATION

MALARIA RETINOPATHY IN A CASE OF CEREBRAL MALARIA KNOWLES!

Tiong Lik Wei, Nazima Shadaht Ali

ABSTRACT
ID 340

CATEGORY: MEDICAL RETINA & OCULAR INFLAMMATION

BILATERAL CYTOMEGALOVIRUS RETINITIS (CMVR) IN A CHILD WITH ACUTE LYMPHOBLASTIC LEUKEMIA (ALL) ON MAINTENANCE CHEMOTHERAPY.

Sim Tze Shen, Adeline Low, Shelina Oli Mohamed

ABSTRACT
ID 344

CATEGORY: MEDICAL RETINA & OCULAR INFLAMMATION

"NO CONNECTION, JUST COINCIDENCE: BILATERAL ACUTE RETINAL NECROSIS IN AN IMMUNOCOMPETENT PATIENT WITH A HISTORY OF OCULAR TB

Nur Athirah Adnan, Brindha Gulendran

ABSTRACT
ID 347

CATEGORY: MEDICAL RETINA & OCULAR INFLAMMATION
HIDDEN DANGER LIVING WITH FELIS CATUS, A CASE REPORT
Chiam Lee Yan, Zalilawati M, Kamalden TA, Norlaila Talib

ABSTRACT
ID 354

CATEGORY: MEDICAL RETINA & OCULAR INFLAMMATION
GET A GRASP ON MULTIPLE EVANESCENT WHITE DOT SYNDROMES
Ariana Syamsidi, Mohd Fahdil Abdul Zaim, Muhammad Hazim Sharum, Wai Yong Zheng, Nurhayati Abdul Kadir, Chiang Wai Seng

ABSTRACT
ID 357

CATEGORY: MEDICAL RETINA & OCULAR INFLAMMATION
CYTOMEGALOVIRUS (CMV) RETINITIS IN A PATIENT RECEIVING LONG-TERM IMMUNOSUPPRESSIVE THERAPY.
Krishnan Nair, Renugka N, Reena K, Murshidah HB

ABSTRACT
ID 361

CATEGORY: MEDICAL RETINA & OCULAR INFLAMMATION
"THE RETINAL TUG-OF-WAR": EALES DISEASE COMPLICATED BY TUBERCULOSIS AND TRACTIONAL RETINAL DETACHMENT
Bavithira Balasubramaniam, Fazliana Ismail, Annuar Zaki Azmi, Nor Azita Ahmad Tarmidzi

ABSTRACT
ID 362

CATEGORY: MEDICAL RETINA & OCULAR INFLAMMATION
"THE BULLOUS TWIST" OF CENTRAL SEROUS CHORIORETINOPATHY IN SYSTEMIC LUPUS ERYTHEMATOSUS (SLE) : A CASE SERIES WITH CLINICAL INSIGHTS AND MANAGEMENT STRATEGIES
Bavithira Balasubramaniam, Fazliana Ismail, Annuar Zaki Azmi, Nor Azita Ahmad Tarmidzi

ABSTRACT
ID 363

CATEGORY: MEDICAL RETINA & OCULAR INFLAMMATION
PIGMENTED LESION OF THE OPTIC NERVE - ARE ALL MALIGNANT?
Rathinamsvannie Selvam, Envira Lee ZY, Bannu Jayallan, Nor Akmal Bahari

ABSTRACT
ID 365

CATEGORY: MEDICAL RETINA & OCULAR INFLAMMATION
THE SILENT DETERIORATION: A CASE OF LATE-STAGE BATTEN DISEASE AND ITS IMPACT
Rathinamsvannie Selvam, Envira Lee ZY, Bannu Jayallan, Nor Akmal Bahari

*United We Stand:
One Vision for Malaysia*





ABSTRACT
ID 368

CATEGORY: MEDICAL RETINA & OCULAR INFLAMMATION

RARE CASE OF LEFT EYE PURTSCHER RETINOPATHY FOLLOWING HISTORY OF RIGHT EYE ENDOGENOUS PANOPHTHALMITIS - A CASE REPORT

Azzahra Muhamad Asri, Azzahra MA, Tan KS, Norlaila Talib, Othmaliza Othman

ABSTRACT
ID 372

CATEGORY: MEDICAL RETINA & OCULAR INFLAMMATION

ENDOGENOUS ENDOPHTHALMITIS AND WIDESPREAD MULTIORGAN INVOLVEMENT: THE HIDDEN DANGER OF KLEBSIELLA PNEUMONIA

Nur Sofia Hafifi Zulkifly, Muhd Syafi Abd Bari, Khairul Anwar Ibrahim, Aidila Jesmin Jabbari

ABSTRACT
ID 376

CATEGORY: MEDICAL RETINA & OCULAR INFLAMMATION

FROM RENAL TO RETINA: BILATERAL EYE EXUDATIVE RETINAL DETACHMENT IN YOUNG PATIENT WITH RENAL ANOMALY.

Siti Eliza Darussalam, Brindha Gulendran, Khairul Husnaini Mohd Khalid

ABSTRACT
ID 381

CATEGORY: MEDICAL RETINA & OCULAR INFLAMMATION

A RACE AGAINST TIME: MANAGING ENDOGENOUS ENDOPHTHALMITIS IN LEUKEMIA WITH RAPID PROGRESSION

Fathin Maisarah Jamaludin, Nur Aimi Najiah Sukur, Noor Amalina Saidi, Maizan Yaakub, Rosiah Muda

ABSTRACT
ID 382

CATEGORY: MEDICAL RETINA & OCULAR INFLAMMATION

BEWARE OF FIRECRACKERS, THE "SNEAK THIEF OF SIGHT"

Rubahshini Gunaseelan, Seow Sieng Teng, Nor Fadzillah Abd Jalil

ABSTRACT
ID 407

CATEGORY: MEDICAL RETINA & OCULAR INFLAMMATION

BEYOND THE SKIN: RETINAL MANIFESTATIONS OF PHAKOMATOSIS IN STURGE-WEBER SYNDROME

Nur Sofia Hafifi Zulkifly, Khairul Anwar Ibrahim, Khairidzan Mohd Kamal

ABSTRACT
ID 409

CATEGORY: MEDICAL RETINA & OCULAR INFLAMMATION

SHORT-TERM OUTCOMES OF INTRAVITREAL DEXAMETHASONE IMPLANT (OZURDEX®) FOR MACULAR EDEMA IN EARLY PRACTICE: A CASE SERIES

Sahel Akmal Che Mohd Hazidi, Abdul-Hadi Rosli, Aidila Jesmin Jabbari

ABSTRACT
ID 419

CATEGORY: MEDICAL RETINA & OCULAR INFLAMMATION

POST SURGICAL INDUCED SCLERITIS

Goh Yong Hui, Emily NgMC

ABSTRACT
ID 423

CATEGORY: MEDICAL RETINA & OCULAR INFLAMMATION

BEYOND THE SCRATCH: A CASE SERIES ON THE DIVERSE OCULAR MANIFESTATIONS OF BARTONELLOSIS

Nurul Syafiela Zainuddin, Lathalakshmi Thangavelu, Nor Azita Ahmad Tarmidzi, Safinaz Mohd Khialdin

ABSTRACT
ID 424

CATEGORY: MEDICAL RETINA & OCULAR INFLAMMATION

FLARE, FADE, REPEAT: A RARE CASE OF BILATERAL RECURRENT CHOROIDAL NEOVASCULARIZATION IN PUNCTATE INNER CHOROIDOPATHY.

Nurul Syafiela Zainuddin, Annuar Zaki, Nor Azita Ahmad Tarmidzi, Safinaz Mohd Khialdin

ABSTRACT
ID 425

CATEGORY: MEDICAL RETINA & OCULAR INFLAMMATION

LOST IN THE FOG: A RARE CASE OF BILATERAL OCULAR TOXOPLASMOSIS IN AN ELDERLY PATIENT AND THE DIAGNOSTIC CHALLENGES.

Nurul Syafiela Zainuddin, Annuar Zaki, Nor Azita Ahmad Tarmidzi, Safinaz Mohd Khialdin

ABSTRACT
ID 432

CATEGORY: MEDICAL RETINA & OCULAR INFLAMMATION

SHATTERED GLASS, SHATTERED VISION : OPEN GLOBE INJURY AND THE FIGHT AGAINST INFECTION

U Kern Rei, Goh Yong Hui, Inderpreet Kaur, Low Yi Huey, Logesvaran Murugan

ABSTRACT
ID 434

CATEGORY: MEDICAL RETINA & OCULAR INFLAMMATION

VAPING – THE REAL EYE KILLER

Tham Yue Keen, Goh Yong Hui, Beatrice Chua Yoong Ni, Nurul Ashikin Abdullah

ABSTRACT
ID 435

CATEGORY: MEDICAL RETINA & OCULAR INFLAMMATION

IRON DEFICIENCY ANAEMIA; A RARE CAUSE OF PURTSCHER-LIKE RETINOPATHY

Lim Jian Fu, Ng Hui Ruan, Krishnalatha Buandasan

ABSTRACT
ID 437

CATEGORY: MEDICAL RETINA & OCULAR INFLAMMATION

SEEING THE BEST IN BEST DISEASE: CLINICAL VARIABILITY AND PROGRESSION IN A CASE SERIES

Tan Chek Kuan, Tan Teik Wei, Hanizasurana Hashim, Nazima Shadaht Ali, Adeline Khaw Mae Li

*United We Stand:
One Vision for Malaysia*





ABSTRACT
ID 438

CATEGORY: MEDICAL RETINA & OCULAR INFLAMMATION

**RIGHT EYE TRACTIONAL RETINA DETACHMENT SECONDARY TO OCULAR TOXOCARIASIS
AND LEFT EYE OLD OCULAR TOXOPLASMOSIS**

Siti Nur Baizury Hassan, Khairuddin Othman, Chai Huei Xian, Nor Falina Ahmad Tajuddin, Muhammad Farez Mukhriz Jefridin

ABSTRACT
ID 439

CATEGORY: MEDICAL RETINA & OCULAR INFLAMMATION

**ATYPICAL CMV RETINITIS MIMICKING ACUTE RETINAL NECROSIS IN A KIDNEY
TRANSPLANT RECIPIENT**

Loshni Murugia, Choo May May, Tajunisah Begam Mohd Iqbal

ABSTRACT
ID 440

CATEGORY: MEDICAL RETINA & OCULAR INFLAMMATION

**DOUBLE TROUBLE: E. COLI ENDOPHTHALMITIS AND ENDOCARDITIS FOLLOWING
PYELONEPHRITIS**

Loshni Murugia, Marium Jamaluddin Ahmad, Tengku Ain Fathlun Tengku Kamalden

ABSTRACT
ID 445

CATEGORY: MEDICAL RETINA & OCULAR INFLAMMATION

NAVIGATING CHALLENGES IN MANAGING CHOROIDAL HEMANGIOMA : A CASE SERIES

Mohd Amirul Fauzi Ibrahim, Siti Zaitihani Hamdan

ABSTRACT
ID 446

CATEGORY: MEDICAL RETINA & OCULAR INFLAMMATION

**VARICELLA ZOSTER VIRUS UVEITIS: A CHALLENGING MIMIC OF ENDOPHTHALMITIS IN
CLINICAL PRACTICE**

Thanusha Ganasalingam, Damia Faiqah Mohamad Shahbodin, Chew Chia Chee, Rohana Tahirin

ABSTRACT
ID 455

CATEGORY: MEDICAL RETINA & OCULAR INFLAMMATION

**SIX-MONTH REAL-WORLD OUTCOME OF INTRAVITREAL FARICIMAB IN PREVIOUSLY
TREATED NEOVASCULAR AGE-RELATED MACULAR DEGENERATION**

Tanusha Dorairaja, Rajasudha Sawri Rajan, Daphne Teh Ai Lin, Roslin Azni Abdul Aziz

ABSTRACT
ID 458

CATEGORY: MEDICAL RETINA & OCULAR INFLAMMATION

**A 3-YEAR RETROSPECTIVE STUDY ON SCLERITIS AT MEDICAL RETINA REFERRAL
CENTRES IN NEGERI SEMBILAN AND HOSPITAL CANSELOR TUANKU MUHRIZ**

Sai Priyalatha Mariapan, Wan Mohd Hafidz Wan Abdul Rahman, Sangeeta Kuganasan, Mae-Lynn Catherine Bastion

ABSTRACT
ID 460

CATEGORY: MEDICAL RETINA & OCULAR INFLAMMATION

**CLINICAL CHARACTERISTICS AND OUTCOMES OF TREATMENT NAÏVE POLYPOIDAL
CHOROIDAL VASCULOPATHY PATIENTS FROM A TERTIARY CENTRE IN MALAYSIA**

Adeline Khaw Mae Li, Shelina Oli Mohamed, Roslin Azni Abdul Aziz

ABSTRACT
ID 466

CATEGORY: MEDICAL RETINA & OCULAR INFLAMMATION

A CASE REPORT OF CONCURRENT OCULAR SYPHILIS AND CYTOMEGALOVIRUS RETINITIS IN HIV POSITIVE PATIENT

Sia Chye Chee, Nurul Farah Huda Shahrudin, Muhammad Ariff Shahrudin

ABSTRACT
ID 471

CATEGORY: MEDICAL RETINA & OCULAR INFLAMMATION

NODULAR ANTERIOR SCLERITIS ASSOCIATED WITH LATENT TUBERCULOSIS

Nur Diyana Syahirah Abdul Halim, Muhammad Adib Redzuan, Nurliyana Ain Abdul Ghani

ABSTRACT
ID 476

CATEGORY: MEDICAL RETINA & OCULAR INFLAMMATION

CENTRAL RETINAL VEIN OCCLUSION IN THE YOUNG

Alya Faqihah Jelani, Chew Rui ping, Rohana Taharin

ABSTRACT
ID 480

CATEGORY: MEDICAL RETINA & OCULAR INFLAMMATION

DISCOVER THE UNDISCOVERED : REVEAL CASES OF CHOROIDAL METASTASIS FROM LUNG MALIGNANCY

Nur Shamira Shamsudin, Wan Norliza Wan Muda

ABSTRACT
ID 483

CATEGORY: MEDICAL RETINA & OCULAR INFLAMMATION

THE MULTIVERSE WORLD OF HYDROXYCHLOROQUINE (HCQ) TOXICITY

Annur Zaki Azmi, Nor Azita Ahmad Tarmidzi

ABSTRACT
ID 484

CATEGORY: MEDICAL RETINA & OCULAR INFLAMMATION

DUAL VASCULAR INSULT: A THREAT TO VISION

Thiruvarasu Gunasekaran, Jasvinjeet Kaur, Fatimah SS, Tajunisah Iqbal

ABSTRACT
ID 487

CATEGORY: MEDICAL RETINA & OCULAR INFLAMMATION

BREAKING THE THRESHOLD: CMV RETINITIS IN HIGH CD4 COUNTS WITH UNCONTROLLED DIABETES

Nor Sahaila Nor Hassan, Mohamad Muslim Jamian, Shahrul Bariah Mohd Ghazali

*United We Stand:
One Vision for Malaysia*





ABSTRACT
ID 507

CATEGORY: MEDICAL RETINA & OCULAR INFLAMMATION
MISDIAGNOSED BEHCET'S DISEASE: WHAT CAN WE DO?

Yap Jin Yi, Sheena Mary Alexander, Law Xing Yu

ABSTRACT
ID 508

CATEGORY: MEDICAL RETINA & OCULAR INFLAMMATION
DOME-SHAPED MACULOPATHY WITH SEROUS RETINAL DETACHMENT: A CASE SERIES

Nadhirah Kharudin, Fatimah Nabilah Al-Fadhli Kamaruddin, Tanusha Dorairaja, Rajasudha Sawri Rajan, Roslin Azni Abdul Aziz

ABSTRACT
ID 510

CATEGORY: MEDICAL RETINA & OCULAR INFLAMMATION
BILATERAL CENTRAL SEROUS CHORIORETINOPATHY MASQUERADING AS VOGT-KOYANAGI-HARADA DISEASE

Chong Kar Yong, Lim Shim Ni, Michele Tey Shi Ying, Hayati Abdul Aziz

ABSTRACT
ID 511

CATEGORY: MEDICAL RETINA & OCULAR INFLAMMATION
A RARE CASE OF OCULAR TOXOPLASMOSIS WITH MENINGIOMA, SUSPICIOUS OF FOSTER KENNEDY SYNDROME: A DIAGNOSTIC DILEMMA

Teng Nien Shoon, Nurul Farah Huda Shahrudin

ABSTRACT
ID 512

CATEGORY: MEDICAL RETINA & OCULAR INFLAMMATION
RARE PRESENTATION OF VOGT- KOYONAGI- HARADA IN A PAEDIATRIC PATIENT- A CASE REPORT

Jonathan Goh Sheng Wei, Yeap Zhi Ling, Rajasudha Sawri Rajan, Roslin Azni Abdul Aziz

ABSTRACT
ID 515

CATEGORY: MEDICAL RETINA & OCULAR INFLAMMATION
A RARE CASE OF CHOROIDAL NEOVASCULARIZATION SECONDARY TO OCULAR TUBERCULOSIS: DIAGNOSTIC AND THERAPEUTIC CHALLENGE

Aimaan Zain Al-Aabideen, Rosiah Muda

ABSTRACT
ID 516

CATEGORY: MEDICAL RETINA & OCULAR INFLAMMATION
CHOROIDAL OSTEOMA COMPLICATED BY CHOROIDAL NEOVASCULARISATION: A CLINICAL CASE REPORT

Yushalini Manyam, Roslin Azni, Fazliana Ismail

ABSTRACT
ID 517

CATEGORY: MEDICAL RETINA & OCULAR INFLAMMATION
UNMASKING A HIDDEN THREAT: CHOROIDAL MELANOMA MIMICKING TRAUMA SEQUELAE

Yushalini Manyam, Roslin Azni, Fazliana Ismail

ABSTRACT
ID 520

CATEGORY: MEDICAL RETINA & OCULAR INFLAMMATION

ATYPICAL BILATERAL OCULAR TOXOPLASMOSIS IN A HIGH-GRADE B CELL LYMPHOMA PATIENT

Aimi Shazwani Mohammad Musa, Nadhirah Kharudin, Tanusha Dorairaja, Rajasudha Sawri Rajan, Tengku Ain Kamalden

ABSTRACT
ID 529

CATEGORY: MEDICAL RETINA & OCULAR INFLAMMATION

GONIOSCOPY, ALWAYS FORGOTTEN BUT ALWAYS IMPORTANT

Sarah Saihani, Nurull Bahya Suliman

ABSTRACT
ID 532

CATEGORY: MEDICAL RETINA & OCULAR INFLAMMATION

SYPHILITIC UVEITIS WITH ALOPECIA

Mohd Fahdil Abdul Zaim, Chiang Wai Seng, Nurhayati Abdul Kadir, Wai Yong Zheng, Muhammad Hazim Sharum, Ariana Syamsidi

ABSTRACT
ID 536

CATEGORY: MEDICAL RETINA & OCULAR INFLAMMATION

FARICIMAB SWITCHING FOR POLYPOIDAL CHOROIDAL VASCULOPATHY WITH REAL-WORLD OUTCOMES IN REFRACTORY CASES – THE FAR-PEARL STUDY REPORT

Wong Hon Seng, Kenneth Fong, Manoharan Shunmugam, Wilson Wong, Ling Kiet Phang, Shir-Ning Fon

ABSTRACT
ID 543

CATEGORY: MEDICAL RETINA & OCULAR INFLAMMATION

ATYPICAL BILATERAL ENDOGENOUS ENDOPHTHALMITIS IN AN IMMUNOCOMPROMISED PATIENT WITH LEPTOSPIROSIS: A CASE REPORT

Chong Xin Yee, Siti Zaitihani Hamdan, Nazima Shadaht Ali, Fazliana Ismail

ABSTRACT
ID 550

CATEGORY: MEDICAL RETINA & OCULAR INFLAMMATION

A DIAGNOSTIC PUZZLE: UNEXPLAINED MONOCULAR VISION LOSS IN A HEALTHY TEENAGER

Norhidayah Ahmad Zaidon, Evelyn Tai Li Min, Farhana Ibrahim, Anis Baidura Azal

ABSTRACT
ID 553

CATEGORY: MEDICAL RETINA & OCULAR INFLAMMATION

RETINAL PIGMENT EPITHELIUM TEAR AS A COMPLICATION OF TREATED VOGT-KOYANAGI-HARADA DISEASE

Kert H'Ng, Muhammad Khairuddin Mohd Azman, Ai Lin Daphne Teh, Rajasudha Sawri Rajan, Roslin Azni Abdul Aziz, Norlina Mohd Ramli

*United We Stand:
One Vision for Malaysia*





ABSTRACT
ID 557

CATEGORY: MEDICAL RETINA & OCULAR INFLAMMATION

"LOST IN THE FOG: A CASE OF SERONEGATIVE TOXOPLASMIC NEURORETINITIS"

Suhaila Ibrahim, Siti Aisyah Mazlan, Noranida Abd Manan, Azma Azalina Ahmad Alwi, Shatriah Ismail

ABSTRACT
ID 559

CATEGORY: MEDICAL RETINA & OCULAR INFLAMMATION

INTRAOCULAR DIFFUSE LARGE B-CELL LYMPHOMA: INSIGHTS FROM A CLINICAL CASE

Sulochana Mohan, Brindha Gulendran, Khairul Husnaini Mohd Khalid

ABSTRACT
ID 560

CATEGORY: MEDICAL RETINA & OCULAR INFLAMMATION

ARC WELDER'S MACULOPATHY : A DIM SIGHT FROM A BRIGHT LIGHT

Qamarul Izzat Amir Mazlan, Mohd. Ihsan Jamaludin, Suriana Suaibun

ABSTRACT
ID 571

CATEGORY: MEDICAL RETINA & OCULAR INFLAMMATION

MULTIFOCAL CENTRAL SEROUS CHORIORETINOPATHY ASSOCIATED WITH LUPUS

Ummu Salamah Ismail, Anis Baidura, Azhany Yaakub, Gowri Supramaniam

ABSTRACT
ID 578

CATEGORY: MEDICAL RETINA & OCULAR INFLAMMATION

DUAL MANIFESTATION : MULTIFOCAL CENTRAL SEROUS CHORIORETINOPATHY AND HYPERTENSIVE CHOROIDOPATHY ASSOCIATED WITH LUPUS

Ummu Salamah Ismail, Anis Baidura Azal, Azhany Yaakub, Gowri Supramaniam

ABSTRACT
ID 581

CATEGORY: MEDICAL RETINA & OCULAR INFLAMMATION

UNVEILING THE HIDDEN: A CASE OF CHOROIDAL AND INTRACONAL TUBERCULOMA

Tan Li Faung, Lathalakhmi Thangavelu

ABSTRACT
ID 140

CATEGORY: MISCELLANEOUS - VISUAL SCIENCES, EPIDEMIOLOGY, INNOVATION ETC

LUCK IS MY SUPERPOWER

Chua Jian Yang, Nuratiqah Zainal Abidin

ABSTRACT
ID 152

CATEGORY: MISCELLANEOUS - VISUAL SCIENCES, EPIDEMIOLOGY, INNOVATION ETC

GLOBAL AND REGIONAL TRENDS IN MYOPIA PREVALENCE: A FOCUS ON ASIA

Wan Nor Akma Wan Zain, Waheeda Azwa Hussein, Azhany Yaakub, Wan Nur Amirah Ibrahim, Ungku Noor Aqilla Ungku Hassan, Siti Hajar Abdul Razak

ABSTRACT
ID 182

CATEGORY: MISCELLANEOUS - VISUAL SCIENCES, EPIDEMIOLOGY, INNOVATION ETC

PRELIMINARY SURVEY ON PATIENT SATISFACTION IN UMMC OPHTHALMOLOGY SERVICES: AN INSIGHT

Nurul Ilham Hussain, Nurul I Hussain, Norlina Ramli

ABSTRACT
ID 252

CATEGORY: MISCELLANEOUS - VISUAL SCIENCES, EPIDEMIOLOGY, INNOVATION ETC
**AN AUDIT ON CANCELLATION RATE OF CATARACT SURGERY UNDER LOCAL ANAESTHESIA
IN HOSPITAL SULTANAH BAHYAH AND HOSPITAL JITRA.**

Loh Chih Chung, Chai Huei Xian, Nur Muhammad Ammar Mohd Razak, Siti Nur Baizury Hassan

ABSTRACT
ID 267

CATEGORY: MISCELLANEOUS - VISUAL SCIENCES, EPIDEMIOLOGY, INNOVATION ETC
A CASE OF ADULT GONORRHEA CONJUNCTIVITIS

Nurhafizah Zainon, Nur Shamira Shamsudin, Siti Amra Abd Rahman

ABSTRACT
ID 269

CATEGORY: MISCELLANEOUS - VISUAL SCIENCES, EPIDEMIOLOGY, INNOVATION ETC
EYE IS POPPING OUT!

Chia Tze Mein, Kenneth Teow Kheng Leong

ABSTRACT
ID 301

CATEGORY: MISCELLANEOUS - VISUAL SCIENCES, EPIDEMIOLOGY, INNOVATION ETC
**SIGNING ON THE DOTTED LINE: DO PATIENTS REALLY UNDERSTAND THEIR INFORMED
CONSENT?**

Rachel Kamea, Kamea Rachel, Iqbal Tajunisah

ABSTRACT
ID 313

CATEGORY: MISCELLANEOUS - VISUAL SCIENCES, EPIDEMIOLOGY, INNOVATION ETC
**AUDIT ON WAITING TIME OF INPATIENTS' REFERRAL AT EYE CLINIC HOSPITAL BUKIT
MERTAJAM**

Nagasorhubini Muralitharan, Chew Rui Ping, Rohana Taharin

ABSTRACT
ID 323

CATEGORY: MISCELLANEOUS - VISUAL SCIENCES, EPIDEMIOLOGY, INNOVATION ETC
**EMPOWERING TEACHERS IN DETECTING REFRACTIVE ERROR IN A REMOTE ISLAND IN
SABAH**

Nur Syafirah Zalaiqah Ruslan, Siti Hafizawati Jusoh, Halimatul Gustia Marasal, Shuaibah Ab Ghani,
Chua Shee Wen

ABSTRACT
ID 343

CATEGORY: MISCELLANEOUS - VISUAL SCIENCES, EPIDEMIOLOGY, INNOVATION ETC
**ASSESSMENT OF REFERRALS ON DIABETIC RETINOPATHY BY PRIMARY CARE TO TERTIARY
CENTRE IN PERLIS**

Noor Madiah Engah, Siti Nur Zaleha Zulkefely, Nabilah Fitri Shamsuddin, Zulhisham Mohmad,
Noramazlan Ramli

*United We Stand:
One Vision for Malaysia*





ABSTRACT
ID 348

CATEGORY: MISCELLANEOUS - VISUAL SCIENCES, EPIDEMIOLOGY, INNOVATION ETC
YAG MEMBRANOTOMY AS NON-INVASIVE TREATMENT FOR CHRONIC POST-OP FIBRINOUS PUPILLARY MEMBRANE

Farah Rasyiqah Mahamud, Ting Xiao Wei, Shakurthi Raj Partheeban

ABSTRACT
ID 408

CATEGORY: MISCELLANEOUS - VISUAL SCIENCES, EPIDEMIOLOGY, INNOVATION ETC
RIGHT EYE RETROBULBAR HAEMORRHAGE POST PTERIONAL CRANIOTOMY

Salman Morhalim, Fadzilah Hanim Rahim, Zulhilmi Abdul Razak, Aidila Jesmin Jabbari

ABSTRACT
ID 429

CATEGORY: MISCELLANEOUS - VISUAL SCIENCES, EPIDEMIOLOGY, INNOVATION ETC
AUDIT ON TIMING OF PHACOEMULSIFICATION OF PATIENTS WITH ACUTE ANGLE CLOSURE GLAUCOMA IN HOSPITAL TENGGU AMPUAN RAHIMAH

Tan Sher Minn, Nadhirah Hanim Anuar, Penny Lott Pooi Wah, Nurull Bahya Sulliman

ABSTRACT
ID 513

CATEGORY: MISCELLANEOUS - VISUAL SCIENCES, EPIDEMIOLOGY, INNOVATION ETC
FIBRINOUS MEMBRANE MIMICKING ANTERIOR CRYSTALLINE LENS DISLOCATION POST OCULAR TRAUMA

Sabrina Lizy Fernandez, Mohd Fariz Mohd Ali

ABSTRACT
ID 551

CATEGORY: MISCELLANEOUS - VISUAL SCIENCES, EPIDEMIOLOGY, INNOVATION ETC
GONOCOCCAL CONJUNCTIVITIS AS A PRESENTING FEATURE OF RETROVIRAL DISEASE IN AN ADULT

Tamayanthi Sellaodayan, Logeswari Krishna, Khairul Husnaini Mohd Khalid

ABSTRACT
ID 574

CATEGORY: MISCELLANEOUS - VISUAL SCIENCES, EPIDEMIOLOGY, INNOVATION ETC
FINANCIAL BARRIERS TO VISION CARE AMONG SCHOOL CHILDREN FROM LOW-INCOME FAMILIES IN SEREMBAN, NEGERI SEMBILAN

Maimunah Abdul Muna'aim, Siti Husna Husein, Azlina Mokhtar, Mohd Hafiz Jaafar, Amirah Azzeri, Tengku A Madeedah T M

ABSTRACT
ID 580

CATEGORY: MISCELLANEOUS - VISUAL SCIENCES, EPIDEMIOLOGY, INNOVATION ETC
SCREEN TIME, VISUAL FATIGUE, AND BINOCULAR FUNCTION IN CHILDREN WITH DYSLEXIA

Suhaida Shahudi, Sabrina Subri

ABSTRACT
ID 584

CATEGORY: MISCELLANEOUS - VISUAL SCIENCES, EPIDEMIOLOGY, INNOVATION ETC
A CLINICIAN'S TECHNICAL GUIDE TO GAMMA KNIFE RADIOSURGERY FOR OPHTHALMIC LESIONS

Ramesh Kumar, Ereena Alfian, Niki Ho Wai Wye, Mae-Lynn Catherine Bastion, Othmaliza Othman, Farizal Fadzil

ABSTRACT
ID 4

CATEGORY: NEUROPTHALMOLOGY & SYSTEMIC DISEASE RELATED TO OPHTHALMOLOGY
HORNER'S SYNDROME AFTER CHEMOPORT INSERTION IN A 1-YEAR-OLD CHILD

Chong Yong Yuin, Wan Mohd Aiman Wan Abdul Rahman

ABSTRACT
ID 6

CATEGORY: NEUROPTHALMOLOGY & SYSTEMIC DISEASE RELATED TO OPHTHALMOLOGY
UNRAVELING THE MYSTERY OF HORNER SYNDROME: CLASSICAL HODGKIN LYMPHOMA WITH MEDIASTINAL MASS

Mohd Naim Ashri, Muhammad Aizuddin Ahmad

ABSTRACT
ID 10

CATEGORY: NEUROPTHALMOLOGY & SYSTEMIC DISEASE RELATED TO OPHTHALMOLOGY
DECODING MOG OPTIC NEURITIS: THE ENIGMA OF MYELIN OLIGODENDROCYTE GLYCOPROTEIN (MOG)

Christina Chieng Ying Hui, Lim Thiam Hou

ABSTRACT
ID 17

CATEGORY: NEUROPTHALMOLOGY & SYSTEMIC DISEASE RELATED TO OPHTHALMOLOGY
BILATERAL OPTIC DISC SWELLING AND SIXTH NERVE PALSY IN A TEENAGER WITH ATYPICAL MENINGITIS: A CASE REPORT

Karimmah Wahit, Wan Hazabbah Wan Hitam, Shatriah Ismail

ABSTRACT
ID 18

CATEGORY: NEUROPTHALMOLOGY & SYSTEMIC DISEASE RELATED TO OPHTHALMOLOGY
BRUNS NYSTAGMUS AS A CLINICAL CLUE FOR LARGE CEREBELLOPONTINE ANGLE TUMOR: A CASE REPORT

Karimmah Wahit, Wan Hazabbah Wan Hitam, Shatriah Ismail

ABSTRACT
ID 23

CATEGORY: NEUROPTHALMOLOGY & SYSTEMIC DISEASE RELATED TO OPHTHALMOLOGY
RECURRENT ATYPICAL BILATERAL OPTIC NEURITIS IN A 43-YEAR-OLD MALE: A DIAGNOSTIC CHALLENGE

Karimmah Wahit, Wan Hazabbah Wan Hitam, Shatriah Ismail

ABSTRACT
ID 24

CATEGORY: NEUROPTHALMOLOGY & SYSTEMIC DISEASE RELATED TO OPHTHALMOLOGY
BILATERAL RETINOCHOROIDITIS IN A 21-YEAR-OLD WOMAN WITH HODGKIN LYMPHOMA AND STEROID-RESISTANT NEPHROTIC SYNDROME: A CASE OF MASQUERADE SYNDROME

Karimmah Wahit, Shatriah Ismail

*United We Stand:
One Vision for Malaysia*





ABSTRACT
ID 25

CATEGORY: NEUROPHTHALMOLOGY & SYSTEMIC DISEASE RELATED TO OPHTHALMOLOGY
**LEFT ACUTE COMPRESSIVE OPTIC NEUROPATHY SECONDARY TO SPHENOID WING
MENINGIOMA: A CASE REPORT**

Karimmah Wahit, Wan Hazabbah Wan Hitam, Shatriah Ismail

ABSTRACT
ID 26

CATEGORY: NEUROPHTHALMOLOGY & SYSTEMIC DISEASE RELATED TO OPHTHALMOLOGY
**MY HEAD IS HURTING AND MY LID IS DROOPING: A CASE OF POST-GANGLIONIC HORNER'S
SYNDROME SECONDARY TO CLUSTER HEADACHE**

Karimmah Wahit, Sunjay Parmar, Axel Petzold, Shatriah Ismail

ABSTRACT
ID 30

CATEGORY: NEUROPHTHALMOLOGY & SYSTEMIC DISEASE RELATED TO OPHTHALMOLOGY
**DECODING NON-PTOTIC OCULAR MYASTHENIA GRAVIS: INSIGHTS FROM BILATERAL
ADDUCTION DEFICIT**

Alice Chiew Pei Jen, Lim Thiam Hou

ABSTRACT
ID 45

CATEGORY: NEUROPHTHALMOLOGY & SYSTEMIC DISEASE RELATED TO OPHTHALMOLOGY
**TERSON SYNDROME: A RARE OCULAR MANIFESTATION FOLLOWING ENDOSCOPIC
TRANSCRANIAL BIOPSY**

Noorhayati Mohamad Nadzir, Safiyah Jameelah MY, Suriana S

ABSTRACT
ID 59

CATEGORY: NEUROPHTHALMOLOGY & SYSTEMIC DISEASE RELATED TO OPHTHALMOLOGY
**CONCURRENT HERPES ZOSTER OPTIC NEURITIS AND OPTIC PERINEURITIS; AN UNCOMMON
MANIFESTATION OF HERPES ZOSTER OPHTHALMICUS**

Muhammad Zakwan Ilias, Dian Nadia Abu Talib, Nurul Ain Masnon, Kelly Wong Kee Yung, Nurliza Khaliddin

ABSTRACT
ID 78

CATEGORY: NEUROPHTHALMOLOGY & SYSTEMIC DISEASE RELATED TO OPHTHALMOLOGY
THE ROOT OF THE DROOP: A CASE SERIES OF OCULOMOTOR NERVE PALSY

Fatin Diyanah Mazlan, Nurhafizah Abdullah, Zairah Zainal Abidin

ABSTRACT
ID 82

CATEGORY: NEUROPHTHALMOLOGY & SYSTEMIC DISEASE RELATED TO OPHTHALMOLOGY
**TRANSIENT ACUTE VISUAL LOSS SECONDARY TO WERNICKE'S ENCEPHALOPATHY IN
PREGNANCY**

Law Ngee Ling, Ayesha Mohd Zain, Siti Nur Amira Abu Kassim, Juliana Jalaluddin

ABSTRACT
ID 97

CATEGORY: NEUROPTHALMOLOGY & SYSTEMIC DISEASE RELATED TO OPHTHALMOLOGY
BEYOND DIPLOPIA: UNVEILING AN INTERNAL CAROTID ARTERY ANEURYSM IN A CASE OF ISOLATED TROCHLEAR NERVE PALSY.

Muhammad Khairul Adha Fuaad, Adzleen Mohmood, Muhammad Mohd Isa, Amirah M Razali

ABSTRACT
ID 110

CATEGORY: NEUROPTHALMOLOGY & SYSTEMIC DISEASE RELATED TO OPHTHALMOLOGY
MOGAD-ASSOCIATED OPTIC NEURITIS

Jimmy Ling Nguong Shen, Syed Ahmed D Alsagoff

ABSTRACT
ID 117

CATEGORY: NEUROPTHALMOLOGY & SYSTEMIC DISEASE RELATED TO OPHTHALMOLOGY
SILENT THREAT: ATYPICAL PRESENTATION OF NON-ARTERITIC ISCHEMIC OPTIC NEUROPATHY

Fathin Maisarah Jamaludin, Noor Amalina Saidi, Mohd Alif W Mohd

ABSTRACT
ID 144

CATEGORY: NEUROPTHALMOLOGY & SYSTEMIC DISEASE RELATED TO OPHTHALMOLOGY
A RARE CASE OF BINASAL HEMIANOPIA IN A PATIENT WITH PITUITARY MACROADENOMA: A DIAGNOSTIC AND THERAPEUTIC CHALLENGE

Wong Joon Leek, Lim See Theng

ABSTRACT
ID 157

CATEGORY: NEUROPTHALMOLOGY & SYSTEMIC DISEASE RELATED TO OPHTHALMOLOGY
THROUGH THE EYES OF PREGNANCY: UNRAVELING OPTIC PERINEURITIS

Oh Zhaogy, Loh Chih Chung, Lee Chia Ying, Chuah Gim Seah

ABSTRACT
ID 163

CATEGORY: NEUROPTHALMOLOGY & SYSTEMIC DISEASE RELATED TO OPHTHALMOLOGY
ACUTE PROFOUND VISION LOSS AS A PRESENTATION OF INFILTRATIVE OPTIC NEUROPATHY

Sharmini Tamilselvan, Adzleen Mohmood, Shankari Sothirachagan, Rafidah M Salleh, Amirah M Razali

ABSTRACT
ID 171

CATEGORY: NEUROPTHALMOLOGY & SYSTEMIC DISEASE RELATED TO OPHTHALMOLOGY
WHEN THE EYES FREEZE: THE MILLER FISHER SYNDROME MASQUERADE


Lekkha Yuvaraj, Inderpreet Kaur, Jamuna Lachumanan, Deivanai Subbiah

ABSTRACT
ID 176

CATEGORY: NEUROPTHALMOLOGY & SYSTEMIC DISEASE RELATED TO OPHTHALMOLOGY
DENGUE MACULOPATHY WITH FOVEOLITIS IN A PAEDIATRIC PATIENT

Gan Wan Sin, Lo Yee Miin, Mohamad Israk Mohamad Isa, Chua Shee Wen

*United We Stand:
One Vision for Malaysia*





ABSTRACT
ID 180

CATEGORY: NEUROPHTHALMOLOGY & SYSTEMIC DISEASE RELATED TO OPHTHALMOLOGY
BILATERAL CAROTID-CAVERNOUS FISTULA(CCF): A RARE CASE WITH UNIQUE B-SCAN FINDING

Fatin Najwa Razali, Abbas Abd Hamid, Wan Nadiah Amir Hamzah

ABSTRACT
ID 181

CATEGORY: NEUROPHTHALMOLOGY & SYSTEMIC DISEASE RELATED TO OPHTHALMOLOGY
OCULAR SPOROTRICHOSIS

Nurul Shafiqah Jamahiri, Ng Pey Yih

ABSTRACT
ID 191

CATEGORY: NEUROPHTHALMOLOGY & SYSTEMIC DISEASE RELATED TO OPHTHALMOLOGY
THE EYE AS A DOOR: A CASE OF OPTIC DISC SWELLING SECONDARY TO ESSENTIAL THROMBOCYTOSIS

Maisarah Muhamad Shakir, Hazrati Ab Rahman, Krishnadevi Thiyagarajam, Ng Sok Lin

ABSTRACT
ID 195

CATEGORY: NEUROPHTHALMOLOGY & SYSTEMIC DISEASE RELATED TO OPHTHALMOLOGY
ANTI-MOG ANTIBODY-POSITIVE BILATERAL OPTIC NEURITIS IN A 9-YEAR-OLD BOY WITH FAVOURABLE VISUAL OUTCOME.

Maisarah Atikah Mohd Zaki, Prema Chendran, Norlaila Talib, Othmaliza Othman

ABSTRACT
ID 203

CATEGORY: NEUROPHTHALMOLOGY & SYSTEMIC DISEASE RELATED TO OPHTHALMOLOGY
HIGHLIGHTING THE DIAGNOSTIC CHALLENGES OF MILLER FISHER SYNDROME: A CASE OF MISTAKEN IDENTITY WITH CAVERNOUS SINUS THROMBOSIS AND THYROID EYE DISEASE

Nur Azureen Mohd Ali, Julieana Muhamed, Farhana Ibrahim

ABSTRACT
ID 204

CATEGORY: NEUROPHTHALMOLOGY & SYSTEMIC DISEASE RELATED TO OPHTHALMOLOGY
A PRECIOUS EYE GOING DARK – A CASE OF RECURRENT AMAUROSIS FUGAX PROGRESSING TO BRANCH RETINAL ARTERY OCCLUSION

Tan Shin Kiat, Wang Shir Yen, Koh I-Ern

ABSTRACT
ID 210

CATEGORY: NEUROPHTHALMOLOGY & SYSTEMIC DISEASE RELATED TO OPHTHALMOLOGY
SUDDEN SURGE: FULMINANT INTRACRANIAL HYPERTENSION IN A YOUNG OBESE MAN

Leong Jia Hui, Dian Nadia Abu Talib, Nurul Ain Masnon, Koh Kong Yew

ABSTRACT
ID 212

CATEGORY: NEUROPHTHALMOLOGY & SYSTEMIC DISEASE RELATED TO OPHTHALMOLOGY
PARINAUD SYNDROME MANIFESTATION OF PINEAL GLAND GERMINOMA

Nantini Micheal, Aasiah Ahmad Sharifuddin, Aliah Hassan

ABSTRACT
ID 216

CATEGORY: NEUROPTHALMOLOGY & SYSTEMIC DISEASE RELATED TO OPHTHALMOLOGY
ACUTE ONSET OF EXOTROPIA AND NYSTAGMUS IN A MIDDLE-AGED WOMAN: INSIGHTS INTO INTERNUCLEAR OPHTHALMOPLEGIA

Diajeng Rindang Galih Annisa, Riski Prihatningtias, Liana Ekowati

ABSTRACT
ID 217

CATEGORY: NEUROPTHALMOLOGY & SYSTEMIC DISEASE RELATED TO OPHTHALMOLOGY
A COMPLEX PATH TO RECOVERY: NON-INFECTIOUS CAVERNOUS SINUS THROMBOSIS AND THE ROLE OF CORTICOSTEROIDS

Nur Nazifah Norran, Akmal Haliza Zamli, Mohd Fadhil Ismail

ABSTRACT
ID 233

CATEGORY: NEUROPTHALMOLOGY & SYSTEMIC DISEASE RELATED TO OPHTHALMOLOGY
THROUGH THE FOG - UNRAVELING THE MYSTERY OF BILATERAL OPTIC NEURITIS IN A YOUNG ADULT

Lock Kah Mun, Law Ngee Ling, Kumutha Muthusamy, Nor Fadzillah Abd Jalil, Juliana Jalaluddin

ABSTRACT
ID 239

CATEGORY: NEUROPTHALMOLOGY & SYSTEMIC DISEASE RELATED TO OPHTHALMOLOGY
EYELID MYOKYMIA POST ENDOSCOPIC SINUS SURGERY

Tuan Muhamad Iqbal Tuan Bazly, Abdullah Ashraf Rafique Ali

ABSTRACT
ID 260

CATEGORY: NEUROPTHALMOLOGY & SYSTEMIC DISEASE RELATED TO OPHTHALMOLOGY
GIANT CELL ARTERITIS: FROM VISION LOSS TO SYSTEMIC DETERIORATION - A CASE SERIES

Ng Yu Siang, Nor Fadhilah Mohamad

ABSTRACT
ID 262

CATEGORY: NEUROPTHALMOLOGY & SYSTEMIC DISEASE RELATED TO OPHTHALMOLOGY
SEEING THE UNSEEN : DIAGNOSING LUNG CANCER IN A PATIENT WITH OCULAR SYMPTOMS

Khor Chia Kee, Chew Chia Chee

ABSTRACT
ID 271

CATEGORY: NEUROPTHALMOLOGY & SYSTEMIC DISEASE RELATED TO OPHTHALMOLOGY
VANISHING VISION IN A CLOUD OF SMOKE - THE DUAL TOXICITY OF ALCOHOL AND TOBACCO ON OPTIC NERVES: A CASE REPORT

Grace Tan Zhen Wen, Jasvinjeet Kaur Sidhu, Rohana Ab Rashid

*United We Stand:
One Vision for Malaysia*





ABSTRACT
ID 285

CATEGORY: NEUROPHTHALMOLOGY & SYSTEMIC DISEASE RELATED TO OPHTHALMOLOGY
UNSEEN DAMAGE : RETINOPATHIES LINKED TO SYSTEMIC ILLNESSES

Tharishini Chandra Segaran, Muzaliha Mohamed Nor

ABSTRACT
ID 300

CATEGORY: NEUROPHTHALMOLOGY & SYSTEMIC DISEASE RELATED TO OPHTHALMOLOGY
WHEN THE EYES REVEALS THE BRAIN: A CASE SERIES OF DIVERSE INTRACRANIAL TUMOURS

Nur Farhana Mohd Musthafa, Siti Amra Abd Rahman

ABSTRACT
ID 302

CATEGORY: NEUROPHTHALMOLOGY & SYSTEMIC DISEASE RELATED TO OPHTHALMOLOGY
A CASE SERIES OF ISOLATED 6TH CRANIAL NERVE PALSY PRESENTED IN UPPER INNER DIVISION OF SABAH

Mohd Fakhrurrozi Matdiris, Mohd Fariz Mohd Ali

ABSTRACT
ID 306

CATEGORY: NEUROPHTHALMOLOGY & SYSTEMIC DISEASE RELATED TO OPHTHALMOLOGY
THE FROZEN EYE: A CASE OF KEARNS-SAYRE SYNDROME

Adnin Farha Fatahul Rashid, Sangeetha Tharmathurai, Norhafizah Hamzah

ABSTRACT
ID 308

CATEGORY: NEUROPHTHALMOLOGY & SYSTEMIC DISEASE RELATED TO OPHTHALMOLOGY
BIZZARE OPHTALMOPLÉGIA WITHOUT DROOPING EYELIDS

Meighalah Arumugam, Raja Nor Farahiyah Raja Othman, Wan Mariny Wan Md Kasim

ABSTRACT
ID 309

CATEGORY: NEUROPHTHALMOLOGY & SYSTEMIC DISEASE RELATED TO OPHTHALMOLOGY
DOUBLE-EDGED SWORD: ORBITAL APEX SYNDROME DUE TO DUAL PATHOLOGY – A DIAGNOSTIC CHALLENGE

Nurhayati Yacob, Anis Fatiha Mazri, Nur Illani Mohd Asri, Wardati Hanisah Jami, Haslinda A Rahim, Norihan Ibrahim

ABSTRACT
ID 321

CATEGORY: NEUROPHTHALMOLOGY & SYSTEMIC DISEASE RELATED TO OPHTHALMOLOGY
DELAYED ONSET ETHAMBUTOL TOXICITY: A CASE REPORT

Nur Athirah Muzammil, Aini M Azmi

ABSTRACT
ID 324

CATEGORY: NEUROPHTHALMOLOGY & SYSTEMIC DISEASE RELATED TO OPHTHALMOLOGY
RECURRENT ISOLATED OCULOMOTOR NERVE PALSY TRIGGERED BY VIRAL FEVER

Tee Pui Sin, Rebecca Jennifer Mary Louis

ABSTRACT
ID 327

CATEGORY: NEUROPTHALMOLOGY & SYSTEMIC DISEASE RELATED TO OPHTHALMOLOGY
HERPES ZOSTER OPHTHALMICUS (HZO) WITH CONCURRENT THIRD NERVE PALSY

Noorhayati Mohamad Nadzir, Safiyah J.M.Y., Suriana S.

ABSTRACT
ID 336

CATEGORY: NEUROPTHALMOLOGY & SYSTEMIC DISEASE RELATED TO OPHTHALMOLOGY
A CASE OF MILLER-FISHER SYNDROME (MFS): WHEN BELL'S PALSY ISN'T WHAT IT SEEMS

Ummu Salamah Ismail, Goh Chon Han, Azhany Yaakub, Gowri Supramaniam

ABSTRACT
ID 345

CATEGORY: NEUROPTHALMOLOGY & SYSTEMIC DISEASE RELATED TO OPHTHALMOLOGY
ATYPICAL PRESENTATION OF OPTIC NEURITIS IN MULTIPLE SCLEROSIS

Wan Nur Hajar Atikah Wan Mad Husin, Adzleen Mohmood, Amirah Mohd Razali

ABSTRACT
ID 373

CATEGORY: NEUROPTHALMOLOGY & SYSTEMIC DISEASE RELATED TO OPHTHALMOLOGY
FOSTER KENNEDY SYNDROME: RESTORING VISION, REVERSING DAMAGE

Nur Sofia Hafifi Zulkifly, Nadhirah Ahmad Fauzi, Zulhilmi Abdul Razak, Khairul Anwar Ibrahim, Aidila Jesmin Jabbari

ABSTRACT
ID 374

CATEGORY: NEUROPTHALMOLOGY & SYSTEMIC DISEASE RELATED TO OPHTHALMOLOGY
PARAINFECTIOUS OPTIC NEURITIS IN PAEDIATRIC AGE GROUP

Siti Eliza Darussalam, Nadia Yaacob, Khairul Husnaini Mohd Khalid

ABSTRACT
ID 377

CATEGORY: NEUROPTHALMOLOGY & SYSTEMIC DISEASE RELATED TO OPHTHALMOLOGY
THE HIDDEN STROKE: ISOLATED BILATERAL SUPERIOR RECTUS PALSY AS A RARE PRESENTATION OF MIDBRAIN INFARCT

Hurul Ain Zulkifli, Nik Najiha Ayesha Nik Noor Azmi, Noor Amalina Saidi, Ainul Basirah Ibramsah

ABSTRACT
ID 379

CATEGORY: NEUROPTHALMOLOGY & SYSTEMIC DISEASE RELATED TO OPHTHALMOLOGY
TOLOSA-HUNT SYNDROME: A DIAGNOSIS OF EXCLUSION IN THE CASE OF ORBITAL APEX SYNDROME AND OPTIC NEURITIS

Gan Sin Hui, Amira Alisha Azhan, Ch'Ng Han Nie, Che Mahiran Che Daud

*United We Stand:
One Vision for Malaysia*





ABSTRACT
ID 380

CATEGORY: NEUROPHTHALMOLOGY & SYSTEMIC DISEASE RELATED TO OPHTHALMOLOGY
**MYELIN OLIGODENDROCYTE GLYCOPROTEIN ANTIBODY DISEASE (MOGAD) MASKING
INFECTIVE OPTIC NEURITIS- A TREATMENT CHALLENGE**

Amira Alisha Azhan, Gan Sin Hui, Ch'Ng Han Nie, Che Mahiran Che Daud

ABSTRACT
ID 383

CATEGORY: NEUROPHTHALMOLOGY & SYSTEMIC DISEASE RELATED TO OPHTHALMOLOGY
**MYELIN OLIGODENDROCYTE GLYCOPROTEIN ANTIBODY- ASSOCIATED DISEASE (MOGAD)
WITH HEARING LOSS: A RARE CASE OF OPTIC NEURITIS AND DELAYED RECOVERY**

Lim Shim Ni, Kar Yong Chong, Jaya Vani Ettikan, Wan Hazabbah Wan Hitam, Hayati Abdul Aziz

ABSTRACT
ID 390

CATEGORY: NEUROPHTHALMOLOGY & SYSTEMIC DISEASE RELATED TO OPHTHALMOLOGY
OCULOMOTOR CRANIAL NERVE PALSY SECONDARY TO MOYAMOYA DISEASE

Siti Eliza Darussalam, Brindha Gulendran, Khairul Husnaini Mohd Khalid

ABSTRACT
ID 396

CATEGORY: NEUROPHTHALMOLOGY & SYSTEMIC DISEASE RELATED TO OPHTHALMOLOGY
HIDDEN NODULES IN NEUROFIBROMATOSIS TYPE 1

Tan Teik Wei, Tan Chek Kuan, Ivan Lai Yoon Kit, Mahani Mastor

ABSTRACT
ID 397

CATEGORY: NEUROPHTHALMOLOGY & SYSTEMIC DISEASE RELATED TO OPHTHALMOLOGY
**AN ATYPICAL PRESENTATION OF STEVENS-JOHNSON SYNDROME WITH ISOLATED EYELID
LESIONS**

Shakurthi Raj Partheeban, Ting Xiao Wei, Farah Rasyiqah Mahamud, Tan Wei Jun

ABSTRACT
ID 399

CATEGORY: NEUROPHTHALMOLOGY & SYSTEMIC DISEASE RELATED TO OPHTHALMOLOGY
**THE ATYPICAL PRESENTATION OF OPTIC NEURITIS: RECURRENT OPTIC NEURITIS WITH
MYELIN OLIGODENDROCYTE GLYCOPROTEIN ANTIBODY-ASSOCIATED DISEASE**

Nik Farridiyyah Subiha Nik Zaibidin, Mohd Fariz Mohd Ali

ABSTRACT
ID 401

CATEGORY: NEUROPHTHALMOLOGY & SYSTEMIC DISEASE RELATED TO OPHTHALMOLOGY
**BEYOND THE ORDINARY: UNRAVELING POEMS SYNDROME WITH CASTLEMAN DISEASE AS
A RARE CAUSE OF PAPILLOEDEMA**

Ahmad Azizi Afuan Abu Zamir, Ahmad Azizi Afuan Abu Zamir, Nurliza Khaliddin

ABSTRACT
ID 411

CATEGORY: NEUROPHTHALMOLOGY & SYSTEMIC DISEASE RELATED TO OPHTHALMOLOGY
**CHALLENGES IN MANAGEMENT OF HYPERSENSITIVITY REACTION INDUCED CORNEA
COMPLICATION**

Nur Sofia Hafifi Zulkifly, Khairul Anwar Ibrahim, Khairidzan Mohd Kamal

ABSTRACT
ID 412

CATEGORY: NEUROPTHALMOLOGY & SYSTEMIC DISEASE RELATED TO OPHTHALMOLOGY

BILATERAL CONSECUTIVE OPTIC NEURITIS SECONDARY TO MYELIN OLIGODENDROCYTE GLYCOPROTEIN ANTIBODY-ASSOCIATED DISEASE (MOGAD) IN A 7-YEAR-OLD MALAY GIRL: A RARE CASE OF DIAGNOSTIC AND THERAPEUTIC CHALLENGES.

Mohd Shukri Nur Amalina, Nur Diyana Mohd Shukri, Yen Sheong Lai, Karimmah Wahit, Ng Kwang Sheng, Shatriah Ismail

ABSTRACT
ID 416

CATEGORY: NEUROPTHALMOLOGY & SYSTEMIC DISEASE RELATED TO OPHTHALMOLOGY

A RARE PRESENTATION OF POEMS SYNDROME: VITREOUS HEMORRHAGE WITH RETINAL NEOVASCULARISATION

Nur Azrin Azidin, Nor Fadhilah Mohamad, Mariam Jamaluddin Ahmad

ABSTRACT
ID 420

CATEGORY: NEUROPTHALMOLOGY & SYSTEMIC DISEASE RELATED TO OPHTHALMOLOGY

TOLOSA HUNT SYNDROME

Goh Yong Hui, U Kern Rui

ABSTRACT
ID 441

CATEGORY: NEUROPTHALMOLOGY & SYSTEMIC DISEASE RELATED TO OPHTHALMOLOGY

ARACHNOID CYST PRESENTING AS TRANSIENT VISUAL OBSCURATION IN A CHILD : A CASE REPORT

Muhammad Rizqy Abdullah, Lukisiari Agustini, Dicky Lukman Rangkuti

ABSTRACT
ID 449

CATEGORY: NEUROPTHALMOLOGY & SYSTEMIC DISEASE RELATED TO OPHTHALMOLOGY

VISUAL RECOVERY IN A PATIENT WITH SEVERE BILATERAL ATYPICAL OPTIC NEURITIS AND SERONEGATIVE RHEUMATOID ARTHRITIS: A CASE REPORT

Anita Dwi Rachmawati, Riski Prihatningtias

ABSTRACT
ID 453

CATEGORY: NEUROPTHALMOLOGY & SYSTEMIC DISEASE RELATED TO OPHTHALMOLOGY

TITLE: A CHILD WITH DIPLOPIA AND OTALGIA - ATYPICAL GRADENIGO SYNDROME

Chang Yi Xin, Tham Han Shu, Azlyn Azwa Jazman

ABSTRACT
ID 459

CATEGORY: NEUROPTHALMOLOGY & SYSTEMIC DISEASE RELATED TO OPHTHALMOLOGY

FATE OR COINCIDENCE: CONTRAST OR STROKE INDUCED VISION LOSS?

Kuhapriya Selvarajah, Thivyashini Muthaiah, Umami Faradiana Abdul Rahim

*United We Stand:
One Vision for Malaysia*





ABSTRACT
ID 477

CATEGORY: NEUROPHTHALMOLOGY & SYSTEMIC DISEASE RELATED TO OPHTHALMOLOGY
A CASE OF CENTRAL RETINAL ARTERY OCCLUSION WITH CILIORETINAL ARTERY SPARRING IN A POLYCYTHEMIA VERA PATIENT

Youta Heng Lee, Sharifah Azira Mohd Taufik, Zairah Zainal Abidin

ABSTRACT
ID 479

CATEGORY: NEUROPHTHALMOLOGY & SYSTEMIC DISEASE RELATED TO OPHTHALMOLOGY
SPHENOID WING MENINGIOMA MASQUERADING AS AN ORBITAL DISORDER: A CASE OF EYELID SWELLING AND PROPTOSIS

Nurul Jihan Othman, Noor Amalina Saidi, Faridah Mat Amin, Nur Aimi Najiah Sukur

ABSTRACT
ID 482

CATEGORY: NEUROPHTHALMOLOGY & SYSTEMIC DISEASE RELATED TO OPHTHALMOLOGY
FROZEN EYES, RISING PRESSURE: A RARE CASE OF BILATERAL INTERNUCLEAR OPHTHALMOPLEGIA IN IDIOPATHIC INTRACRANIAL HYPERTENSION

Choong Chi Chun, Law Ngee Ling, Maya Sapira Hanapi, Nor Fadzillah Abd Jalil

ABSTRACT
ID 528

CATEGORY: NEUROPHTHALMOLOGY & SYSTEMIC DISEASE RELATED TO OPHTHALMOLOGY
MILLER FISHER SYNDROME: WHEN THE IMMUNE SYSTEM STRIKES THE NERVES

Cher Jin Xiang, Oh Zhaogy, Noor Khairul Rashid

ABSTRACT
ID 530

CATEGORY: NEUROPHTHALMOLOGY & SYSTEMIC DISEASE RELATED TO OPHTHALMOLOGY
SPONTANEOUS SUBCONJUNCTIVAL HEMORRHAGE SECONDARY TO SPONTANEOUS BILATERAL CAROTID-CAVERNOUS FISTULA.

Shikin Nabilah Mohd Shakri, Maimun Bashir, Shazwani Azmi, Amirah Hassan, Zalifa Zakiah

ABSTRACT
ID 533

CATEGORY: NEUROPHTHALMOLOGY & SYSTEMIC DISEASE RELATED TO OPHTHALMOLOGY
OCULAR MYASTHENIA GRAVIS WITHOUT PTOSIS

Amirah Hanoum Amin Ariff, Abdullah Ashraf Rafique Ali, Nor Azimah Abd Aziz

ABSTRACT
ID 544

CATEGORY: NEUROPHTHALMOLOGY & SYSTEMIC DISEASE RELATED TO OPHTHALMOLOGY
TWO CASES, ONE OCULAR MYSTERY – UNVEILING THE SECRET OF SUDDEN BILATERAL VISION LOSS IN YOUNG PATIENTS

Lock Kah Mun, Jeffrey Ong Wei Kiat, Seow Sieng Teng, Kumutha Muthusamy, Nor Fadzillah Abd Jalil, Juliana Jalaluddin

ABSTRACT
ID 555

CATEGORY: NEUROPHTHALMOLOGY & SYSTEMIC DISEASE RELATED TO OPHTHALMOLOGY
THE ZOSTER CONUDRUM: A RARE DUO OF KERATOUEVITIS AND ORBITAL CELLULITIS IN HERPES ZOSTER OPHTHALMICUS

Muhammad Zakwan Ilias, Dian Nadia Abu Talib, Nurul Ain Masnon, Nurliza Khaliddin

ABSTRACT
ID 556

CATEGORY: NEUROPTHALMOLOGY & SYSTEMIC DISEASE RELATED TO OPHTHALMOLOGY
MYELIN OLIGODENDROCYTE GLYCOPROTEIN (MOG) OPTIC NEURITIS CASES IN HOSPITAL SULTAN ISMAIL, JOHOR BAHRU, MALAYSIA: INCIDENCE AND RESPONSE TO STEROID THERAPY

Lee Sze Hoy, Nik Nazihah Nik Azis, Reena Kaur Balbir Singh, Nurul `Ain Masnon, Azlyn Azwa Jasman

ABSTRACT
ID 561

CATEGORY: NEUROPTHALMOLOGY & SYSTEMIC DISEASE RELATED TO OPHTHALMOLOGY
HOAGLAND SIGN IN A CHILD WITH EPSTEIN-BARR VIRUS INFECTION

Rubahshini Gunaseelan, Siti Nur Amira AK, Nor Fadzillah Abd Jalil

ABSTRACT
ID 563

CATEGORY: NEUROPTHALMOLOGY & SYSTEMIC DISEASE RELATED TO OPHTHALMOLOGY
A CASE BOTH EYES PRERETINAL HEMORRHAGE WITH RETINOPATHY IN A PATIENT WITH ACUTE PROMYELOCYTIC LEUKEMIA

Youta Heng Lee, Sharifah Azira Mohd Taufik, Zairah Zainal Abidin

ABSTRACT
ID 564

CATEGORY: NEUROPTHALMOLOGY & SYSTEMIC DISEASE RELATED TO OPHTHALMOLOGY
REVERSE BLINDNESS IN RARE CASE OF CRANIOPHARYNGIOMA IN ELDERLY

Seetha Krishnamoorthy

ABSTRACT
ID 567

CATEGORY: NEUROPTHALMOLOGY & SYSTEMIC DISEASE RELATED TO OPHTHALMOLOGY
AN ATYPICAL CASE OF GRADENIGO'S SYNDROME

U - Nee Lam, Chandramalar T. Santhirathelagan, Siti Nor Roha Daman Huri

ABSTRACT
ID 569

CATEGORY: NEUROPTHALMOLOGY & SYSTEMIC DISEASE RELATED TO OPHTHALMOLOGY
A TINY PINCH THAT HURTS THE EYE - A CASE REPORT ON DIRECT TRAUMATIC OPTIC NEUROPATHY

Wan Nadiyah Amir Hamzah, Sarojini Krishnan, Zunaina Embong, Aiman Mardhiyyah Mohd Yazid, Nor Ismarudi Ismail

ABSTRACT
ID 570

CATEGORY: NEUROPTHALMOLOGY & SYSTEMIC DISEASE RELATED TO OPHTHALMOLOGY
JUNCTIONAL SCOTOMA AS A PRESENTING SIGN OF CRANIOPHARYNGIOMA: A CASE REPORT

T. Thanam Tamil Chelvan, Cheng Teck Chee, Jemaima Che Hamzah

*United We Stand:
One Vision for Malaysia*





ABSTRACT
ID 579

CATEGORY: NEUROPHTHALMOLOGY & SYSTEMIC DISEASE RELATED TO OPHTHALMOLOGY
THE INVISIBLE MONSTER BENEATH THE SKIN

Lee Yee Lin, Siti Zakiah Md Khair, Nor Amalina Abdul Rahman, Shahrul Bariah Mohd Ghazali

ABSTRACT
ID 8

CATEGORY: ORBIT & OCULOPLASTIC
BEYOND THE EYES: A FORNIX SURPRISE UNRAVELLING TUBERCULOSIS ACROSS THE EYE, SKIN AND LYMPH NODES

Siti Aeisyah Ayob, S Kala Sumugam, Sharifah Intan Hosnaliza, Sellymiah Adman

ABSTRACT
ID 11

CATEGORY: ORBIT & OCULOPLASTIC
A RARE CASE OF ORBITAL MYIASIS: A CASE REPORT

Hee Zi Xin, Edwin Pheng Chin Meng

ABSTRACT
ID 12

CATEGORY: ORBIT & OCULOPLASTIC
BENEATH THE SURFACE: THE MYSTERY OF A PRESEPTAL STONE

Lock Kah Mun, Seow Sieng Teng, Nor Fadzillah Abd Jalil, Juliana Jalaluddin

ABSTRACT
ID 14

CATEGORY: ORBIT & OCULOPLASTIC
A CASE OF EPISCLERAL OSSEOUS CHORISTOMA IN A YOUNG GIRL

Elaine Gan Ju Yen, Sylves P, Dahziela Y, Hanida Hanafi

ABSTRACT
ID 20

CATEGORY: ORBIT & OCULOPLASTIC
A POP IN THE TRIANGLE OF DEATH

Maggie Ng Boon Yee, Low Chun Heng, Khairil Ridzwan Kamalul Khusus

ABSTRACT
ID 35

CATEGORY: ORBIT & OCULOPLASTIC
SURGICAL INSIGHTS: A CASE SERIES ON PALPEBRAL CONTRACTURE WITH LATERAL CANTHOPEXY AND COMBINED CANTHOPEXY TECHNIQUES

Rasyidia Laksmi Putri, Trilaksana Nugroho

ABSTRACT
ID 42

CATEGORY: ORBIT & OCULOPLASTIC
BEYOND CAFÉ-AU-LAIT SPOTS: A CHALLENGING CASE OF NF1-ASSOCIATED ORBITAL PLEXIFORM NEUROFIBROMA

Nasuha Idris, Kavitha R.Saravanamuthu, Nurul 'Ain Masnon, Othmaliza Othman

ABSTRACT
ID 44

CATEGORY: ORBIT & OCULOPLASTIC

SCLERAL BUCKLE INDUCED ORBITAL CELLULITIS AND SCLERITIS

Chong Ying Sze, Nadhir Nuwairi, Norlaila Talib

ABSTRACT
ID 47

CATEGORY: ORBIT & OCULOPLASTIC

UNMASKING THE AGGRESSOR: A RARE CASE OF METASTATIC SQUAMOUS CELL CARCINOMA WITH ORBITAL INVOLVEMENT

Koh Kong Yew, Leong Jia Hui, Kavitha P. Saravanamuthu

ABSTRACT
ID 50

CATEGORY: ORBIT & OCULOPLASTIC

RELAPSE OF CHRONIC LYMPHOBLASTIC LEUKEMIA: BILATERAL DACRYOCYSTITIS AS AN INITIAL SIGN

Low Chun Heng, Maggie Ng Boon Yee, Arvinth Rajagopal

ABSTRACT
ID 56

CATEGORY: ORBIT & OCULOPLASTIC

CHALLENGING DIAGNOSIS OF COMPLEX OCULAR CHORISTOMA IN AN 18-YEAR-OLD WOMAN: A RARE CLINICAL ENCOUNTER

Teuku Muhammad Agra Setianto, Teuku Muhammad Agra Setianto, Trilaksana Nugroho, Raja Erinda, Meura Dewi Kusuma Astuti

ABSTRACT
ID 62

CATEGORY: ORBIT & OCULOPLASTIC

A CASE OF EPISCLERAL OSSEOUS CHORISTOMA IN A YOUNG GIRL

Elaine Gan Ju Yen, Elaine Ju Yen Gan, Sylves Patrick, Dahziela Yunus, Hanida Hanafi

ABSTRACT
ID 69

CATEGORY: ORBIT & OCULOPLASTIC

AN ELUSIVE TUMOR: CHRONIC EYE REDNESS AND PROPTOSIS REVEALING A HIDDEN MASS

Nor Amalina Abdul Rahman, Satheitra Rajandran, Ngoo Qi Zhe

ABSTRACT
ID 72

CATEGORY: ORBIT & OCULOPLASTIC

ORBITAL PYOMYOSITIS MIMICKING THIRD CRANIAL NERVE PALSY

Wan Nadiyah Amir Hamzah, Abbas Abd Hamid, Zunaina Embong, Aiman Mardhiyyah Mohd Yazid, Nor Ismarudi Ismail

*United We Stand:
One Vision for Malaysia*





ABSTRACT
ID 74

CATEGORY: ORBIT & OCULOPLASTIC
A DIAGNOSTIC ENIGMA IN THE ORBIT

Saranyaa Manohar, Noorlaila Baharuddin, Suriana Suaibun

ABSTRACT
ID 77

CATEGORY: ORBIT & OCULOPLASTIC
A CASE OF THE UNSEEN CULPRIT: DACRYOADENITIS MASQUERADING AS ORBITAL CELLULITIS

Beh Jien Chien, Umami Faradiana Abdul Rahim, Wan Mariny W Md Kasim

ABSTRACT
ID 79

CATEGORY: ORBIT & OCULOPLASTIC
WHEN FOLLICLES TURN MALIGNANT: PRIMARY CONJUNCTIVAL LYMPHOMA PRESENTED AS CHRONIC CONJUNCTIVITIS

Fatin Diyanah Mazlan, Nurhafizah Abdullah, Zairah Zainal Abidin

ABSTRACT
ID 83

CATEGORY: ORBIT & OCULOPLASTIC
ORBITAL APEX SYNDROME AND CAVERNOUS SINUS THROMBOSIS SECONDARY TO FUNGAL SINUSITIS IN AN IMMUNOCOMPROMISED PATIENT: DIAGNOSTIC CHALLENGE

Chew Chu Han, Shahidatul Adha Mohamad, Lee Chia Ying, Adlina Abdul Rahim

ABSTRACT
ID 84

CATEGORY: ORBIT & OCULOPLASTIC
WHEN A CHALAZION ISN'T WHAT IT SEEMS : A CASE OF SOLITARY NEUROFIBROMA OF THE EYELID

Chew Chu Han, Shahidatul Adha Mohamad, Lee Chia Ying, Adlina Abdul Rahim

ABSTRACT
ID 130

CATEGORY: ORBIT & OCULOPLASTIC
A RARE CASE OF SINONASAL MALIGNANCY PRESENTED WITH ORBITAL APEX SYNDROME

Low Chin Shin, Niki Ho Wai Wye, Othmaliza Othman, Cheng Teck Chee, Rona Asnida Nasaruddin, Jemaima Che Hamzah

ABSTRACT
ID 145

CATEGORY: ORBIT & OCULOPLASTIC
UNVEILING THE MASK: A NEGLECTED CASE OF ORBITOFACIAL NEUROFIBROMATOSIS TYPE 1

Wong Joon Leek, Muhammad Aizuddin Ahmad

ABSTRACT
ID 150

CATEGORY: ORBIT & OCULOPLASTIC
WHEN LIFE-SAVING MEASURES LEAVE A MARK: NON-TRAUMATIC SUBPERIOSTEAL ORBITAL HEMATOMA AFTER CARDIOPULMONARY RESUSCITATION

Chong Yong Yui, Sylves Patrick, Joan Marie Palikat

ABSTRACT
ID 156

CATEGORY: ORBIT & OCULOPLASTIC

PEDIATRIC SPOROTRICHOSIS PRESENTING AS NASOLACRIMAL DUCT OBSTRUCTION AND FUNGAL SINUSITIS: A CASE REPORT

Law Jin Xing, Noor Atikah Saini, Akmal Haliza Zamli, Rohana Ab Rashid

ABSTRACT
ID 167

CATEGORY: ORBIT & OCULOPLASTIC

A RARE PRESENTATION OF LUNG CARCINOMA MANIFESTING AS RETRO-ORBITAL MASS

Ching Li Song, Ching Li Song, Ngoo Qi Zhe

ABSTRACT
ID 168

CATEGORY: ORBIT & OCULOPLASTIC

A WRONGLY AIMED FISHHOOK

Ching Li Song, Ching Li Song, Ngoo Qi Zhe

ABSTRACT
ID 174

CATEGORY: ORBIT & OCULOPLASTIC

CENTRAL RETINAL ARTERY OCCLUSION (CRAO) SECONDARY TO ACUTE RHINO-SINUSITIS WITH SUBPERIOSTEAL ABSCESS

Puvaneswary Tangga Rajoo, Haslinda Md Said

ABSTRACT
ID 177

CATEGORY: ORBIT & OCULOPLASTIC

TRANSCUTANEOUS RETROBULBAR AMPHOTERICIN B (TRAMB) INJECTION IN ACUTE INVASIVE RHINO-ORBITAL-CEREBRAL MUCORMYCOSIS (ROCM)

Chan Shi Ying, Ng Qx, Sylves Patrick, Hanida Hanafi

ABSTRACT
ID 201

CATEGORY: ORBIT & OCULOPLASTIC

CONJUNCTIVAL MELANOMA IN A YOUNG ADULT: A CASE OF GLOBE-PRESERVING SURGERY AND TOPICAL MITOMYCIN C ADJUVANT THERAPY

Maisarah Atikah Mohd Zaki, Nur Aqilah Salleh, Norlaila Talib, Othmaliza Othman

ABSTRACT
ID 208

CATEGORY: ORBIT & OCULOPLASTIC

BILATERAL PERIORBITAL NECROTISING FASCIITIS (NF) FOLLOWING A MINOR SKIN TRAUMA.

Tze Shen Sim, Tan Qi Xian, Adeline Kueh Mei Ling

*United We Stand:
One Vision for Malaysia*





ABSTRACT
ID 222

CATEGORY: ORBIT & OCULOPLASTIC

UNILATERAL PROPTOSIS IN AN ADULT-ONSET ALVEOLAR RHABDOMYOSARCOMA: A CASE REPORT

Jaslinder Kaur Paramjit Singh, Saidatulakma Shariff, Shaifulnizam Mamat

ABSTRACT
ID 231

CATEGORY: ORBIT & OCULOPLASTIC

CAROTID-CAVERNOUS FISTULA MIMICKING CONJUNCTIVITIS IN A CHILD

Chih Chung Loh, Khairuddin Othman

ABSTRACT
ID 234

CATEGORY: ORBIT & OCULOPLASTIC

AS RARE AS A PHOENIX REBORN: A CASE OF CAVERNOUS SINUS THROMBOSIS COMPLICATED BY CONTRALATERAL SPHENOID AND MAXILLARY SINUSITIS

Ong Shu Chyi, Sruban Suparmaniam

ABSTRACT
ID 253

CATEGORY: ORBIT & OCULOPLASTIC

UNILATERAL PROPTOSIS AND DIPLOPIA: A CASE OF CARCINOMA EX PLEOMORPHIC ADENOMA OF THE LACRIMAL GLAND

Tan Li Faung, Chiun Pei Rong, Sharifah Intan Hosnaliza Syed Osman, Kavitha Saravanamuthu

ABSTRACT
ID 261

CATEGORY: ORBIT & OCULOPLASTIC

CONGENITAL ABSENCE OF INFERIOR RECTUS

Al Nikc Ally Abdul Rahim, Poorani Karuppan, Siew Hong Wai, Ooi Say Ting, Ng Sok Lin

ABSTRACT
ID 275

CATEGORY: ORBIT & OCULOPLASTIC

SINUSITIS-ASSOCIATED SUBPERIOSTEAL ABSCESS OF THE ORBIT: A CASE SERIES

Chang Mun Yee, Raja Nor Farahiyah Ro, Wan Mariny W Md Kasim, Tajunisah Iqbal

ABSTRACT
ID 280

CATEGORY: ORBIT & OCULOPLASTIC

"WHY ARE HIS EYES WIDE? I KNOW (INO)!" A VARIANT OF WALL-EYED BILATERAL INTRANUCLEAR OPHTHALMOPLEGIA (WEBINO) SECONDARY TO PONTINE BLEED: A CASE REPORT

Grace Tan Zhen Wen, Jasvinjeet Kaur Sidhu, Akmal Haliza Zamli

ABSTRACT
ID 297

CATEGORY: ORBIT & OCULOPLASTIC

EXTRANODAL NATURAL KILLER (NK) CELL LYMPHOMA MIMICRY.

Nur Farhana Kamardin, Noorlaila B. Baharuddin, Suriana B. Suaibun, Evelyn Tai Li Min

ABSTRACT
ID 307

CATEGORY: ORBIT & OCULOPLASTIC

THE DIAGNOSTIC CONUNDRUM: DISTINGUISHING CAROTID CAVERNOUS FISTULA FROM ORBITAL CELLULITIS

Meighalah Arumugam, Mohd Khairul Abd Majid, Norlaila Talib

ABSTRACT
ID 314

CATEGORY: ORBIT & OCULOPLASTIC

A NINE-YEAR RETROSPECTIVE STUDY ON PEDIATRIC EYELID AND ORBITAL LESIONS IN A TERTIARY HOSPITAL IN NORTHERN MALAYSIA

Lee Chia Ying, Nik Nurfarhana, Adlina Abdul Rahim

ABSTRACT
ID 315

CATEGORY: ORBIT & OCULOPLASTIC

TINY GLAND, TREMENDOUS BATTLE

Lee Chia Ying, Oh Zhaogy, Nik Nurfarhana, Adlina Abdul Rahim

ABSTRACT
ID 320

CATEGORY: ORBIT & OCULOPLASTIC

LOWER LID SEBACEOMA: A CASE REPORT.

Mahaviviandev M., Chan WS, Nik Nurfarhana Nik Mohd Noor, Adlina Abdul Rahim

ABSTRACT
ID 326

CATEGORY: ORBIT & OCULOPLASTIC

PENETRATING OCULAR FISH HOOK INJURY: A CASE REPORT

Suhaila Ibrahim, Siti Shahrulbariyah Samsuddin, Zulfadli Mohd Zawawi, Khairil Ridzwan Kamalul Khusus, Azma Azalina Ahmad Alwi, Shatriah Ismail

ABSTRACT
ID 333

CATEGORY: ORBIT & OCULOPLASTIC

TITLE: FROM TRAUMA TO ENUCLEATION: THE HARSH REALITY OF GLOBE LUXATION WITH TOTAL OPTIC NERVE AVULSION

Nor Hamizah Ahyaudin, Noor Sheereen AB, Suriana S

ABSTRACT
ID 339

CATEGORY: ORBIT & OCULOPLASTIC

WHITE EYE, DEEP TROUBLE: AN ATYPICAL CASE OF ORBITAL CELLULITIS

Luqman Amri, Wardati Hanisah Jami, Huwaina Abdul Satar, Nor Hasnida Ab Gani, Norihan Ibrahim

*United We Stand:
One Vision for Malaysia*





ABSTRACT
ID 349

CATEGORY: ORBIT & OCULOPLASTIC

LURKING PERILS OF SINUSITIS: A CHALLENGING CASE OF ORBITAL SUBPERIOSTEAL ABSCESS IN A PAEDIATRIC PATIENT

Thiviyashini Muthaiah, Kuhapriya Selvarajah, Chandrigga Gunalan, Umami Faradiana Abdul Rahim

ABSTRACT
ID 356

CATEGORY: ORBIT & OCULOPLASTIC

OPTIC DISC MELANOCYTOMA MIMICKING MELANOMA: A CASE OF SUDDEN VISUAL LOSS

Maya Sakthi N Vijayan, Sujaya Singh, Fazliana Ismail

ABSTRACT
ID 360

CATEGORY: ORBIT & OCULOPLASTIC

WHEN THE SINUS STRIKES THE ORBIT - A RARE CASE OF ORBITAL CELLULITIS IN RETROVIRAL DISEASE

Lock Kah Mun, Sangeetha Manoharan, Nor Fadzillah Abd Jalil, Juliana Jalaluddin

ABSTRACT
ID 371

CATEGORY: ORBIT & OCULOPLASTIC

UPPER EYELID RECONSTRUCTION FOLLOWING DEGLOVING INJURY: A CASE REPORT

Hawwa Najiza, Lm Evelyn Tai, Julieana Muhammed

ABSTRACT
ID 375

CATEGORY: ORBIT & OCULOPLASTIC

A RARE CASE OF ORBITAL MYIASIS IN NEWLY DIAGNOSED RUPTURED BASAL CELL CARCINOMA OF LEFT UPPER EYELID

Nurul Afzan Mustapha, Wai Yong Zheng, Nurhayati Abd Kadir, Chiang Wai Seng, Sylves Patrick, Hanida Hanafi

ABSTRACT
ID 385

CATEGORY: ORBIT & OCULOPLASTIC

BEYOND DACRYOCYSTITIS: A RARE CASE OF INFECTED LACRIMAL MUCOCELE MIMICKING NASOLACRIMAL DUCT OBSTRUCTION

Nik Najiha Ayesha Nik Noor Azmi, Hurul Ain Zulkifli, Noor Amalina Saidi, Nur Nadia Ahmad Tarmizi

ABSTRACT
ID 387

CATEGORY: ORBIT & OCULOPLASTIC

DUAL CONCURRENT PRIMARY EYELID MALIGNANCIES: A RARE COMBINATION OF CONCURRENT BASAL CELL AND SQUAMOUS CELL CARCINOMA

Mohammed Hussein Sabri Ali Al-Yoonus, Mohammed Hussein Sabri, Lam Chenshen, Othmaliza Othman, Norshamsiah Md Din, Tan Geok Chin

ABSTRACT
ID 391

CATEGORY: ORBIT & OCULOPLASTIC

A WOLF IN SHEEP'S CLOTHING: CONJUNCTIVAL LYMPHOMA MASQUERADING AS ORBITAL CELLULITIS

Nik Najiha Ayesha Nik Noor Azmi, Hurul Ain Zulkifli, Noor Amalina Saidi, Mohd Alif W. Mohd

ABSTRACT
ID 398

CATEGORY: ORBIT & OCULOPLASTIC

A RARE CASE OF EXTRAOCULAR CAVERNOUS HEMANGIOMA WITH HEAD AND NECK INVOLVEMENT IN A YOUNG FEMALE; A CASE REPORT

Ahmad Azizi Afuan Abu Zamir, Nurul Najieha Amir

ABSTRACT
ID 405

CATEGORY: ORBIT & OCULOPLASTIC

BILATERAL CAROTID-CAVERNOUS FISTULA: DIAGNOSTIC DILEMMA

Tan Chek Kuan, Tan Teik Wei, Hanizasurana Hashim, Nazima Shadaht Ali, Nurul 'Ashikin Abdullah, Siti Zaitihani Hamdan

ABSTRACT
ID 417

CATEGORY: ORBIT & OCULOPLASTIC

DIAGNOSTIC CHALLENGE OF SMALL CELL CARCINOMA PRESENTING AS LEFT UPPER EYELID SWELLING

Gurpreet Singh, Dr Amrita Sawhney, Mehak Raheja, Shaloo Bageja

ABSTRACT
ID 422

CATEGORY: ORBIT & OCULOPLASTIC

A RARE OCULAR CRISIS: INTRAORBITAL HEMORRHAGIC VENOLYMPHATIC MALFORMATION CAUSING BLINDNESS IN PREGNANCY

Chiun Pei Rong, Tan Li Faung, Wan Haslina Wan Abdul Halim, Sharifah Intan Hosnaliza Syed Osman, Kavitha Saravanamuthu

ABSTRACT
ID 426

CATEGORY: ORBIT & OCULOPLASTIC

OLIGODENDROGLIOMA MASQUERADING AS INTRACRANIAL EXTENSION OF DACRYOCYSTITIS WITH ORBITAL CELLULITIS: A DIAGNOSTIC CHALLENGE

Ezza Amirah Ruslan, Fazliana Ismail, Nurliza Khaliddin

ABSTRACT
ID 442

CATEGORY: ORBIT & OCULOPLASTIC

A VISION CHANGING DENTAL VISIT

Lee YJ, Kuan HC, Rohana Taharin

ABSTRACT
ID 450

CATEGORY: ORBIT & OCULOPLASTIC

ISOLATED EYELID SCHWANNOMA – A RARE LID TUMOUR

Tan Chin Ling, Yap Yi Hao, Adeline Kueh Mei Ling

*United We Stand:
One Vision for Malaysia*





ABSTRACT
ID 451

CATEGORY: ORBIT & OCULOPLASTIC

OCULAR YING AND YANG

Nur Najwa Saat, Hayati Abd Aziz, Henry Ngoo Qi Zhe

ABSTRACT
ID 456

CATEGORY: ORBIT & OCULOPLASTIC

AGGRESSIVE METASTASIS OF EYELID SEBACEOUS CARCINOMA: A CASE REPORT

Asma Abdul Razak, Evelyn Tai Li Min, Kavitha Saravanamuthu, Sharifah Intan Hosnaliza Syed Osman

ABSTRACT
ID 457

CATEGORY: ORBIT & OCULOPLASTIC

OCULAR FIRECRACKER INJURY: A CASE REPORT

Nur Najwa Saat, Hayati Abd Aziz, Henry Ngoo Qi Zhe

ABSTRACT
ID 462

CATEGORY: ORBIT & OCULOPLASTIC

ADULT-ONSET MALIGNANT NON-TERATOID INTRAOCULAR MEDULLOEPITHELIOMA WITH RETINOBLASTIC DIFFERENTIATION

Tiong Shu Zhao, Adeline Kueh Mei Ling, Chong Su Huan, Yusri Yusuf, Tengku Ain Kamalden

ABSTRACT
ID 488

CATEGORY: ORBIT & OCULOPLASTIC

INFANTILE RIGHT EYE VENOLYMPHATIC MALFORMATION WITH OPTIC NEUROPATHY: A CASE REPORT

Siti Basyrina Farhana Bahari, Nurfahzura Mohd Jamil, Rona Asnida Nasaruddin

ABSTRACT
ID 493

CATEGORY: ORBIT & OCULOPLASTIC

UNILATERAL ORBITAL CELLULITIS SECONDARY TO PANSINUSITIS IN 8 YEARS OLD CHILD; A CASE REPORT

Nur Najwa Saat, Hanis Zuhaimy, Hayati Abd Aziz, Henry Ngoo Qi Zhe

ABSTRACT
ID 496

CATEGORY: ORBIT & OCULOPLASTIC

A RARE CASE OF ALVEOLAR SOFT PART SARCOMA OF CONJUNCTIVA: A DIAGNOSIS DILEMMA

Zcho Huey Lee, Adeline Low, Adam Malik Ismail, Nor Fadhilah Mohamad, Adeline Kueh Mei Ling

ABSTRACT
ID 535

CATEGORY: ORBIT & OCULOPLASTIC

AN UNSUAL PRESENTATION OF ORBITAL LYMPHOMA

Syahirah Yusoff, Fatin Hanisah Firman

ABSTRACT
ID 537

CATEGORY: ORBIT & OCULOPLASTIC
'SINS' OF ORBITOTOMY

Jasmine Abd Rashid, Sylves Patrick, Hanida Hanafi

ABSTRACT
ID 541

CATEGORY: ORBIT & OCULOPLASTIC
A CARD IN MY EYE

Nurul Wahida Md Zuki, Mohd Khairul Abd Majid, Rozita Ismail

ABSTRACT
ID 546

CATEGORY: ORBIT & OCULOPLASTIC
ORBITAL EXENTERATION: A 7-YEAR RETROSPECTIVE STUDY

Insyirah Mohd Zuhudi, Nor Idahriani Muhd Noor, Julieana Muhammed, Kavitha Saravanamuthu, Sharifah Intan Hosnaliza Syed Osman

ABSTRACT
ID 549

CATEGORY: ORBIT & OCULOPLASTIC
FROM 'VAGUE PERCEPTION OF LIGHT' TO '6/9': A JOURNEY OF REFRACTORY DYSTHYROID OPTIC NEUROPATHY

Lee Yijing, Rohana Taharin, Tan SY

ABSTRACT
ID 573

CATEGORY: ORBIT & OCULOPLASTIC
ORBITAL MELANOMA WITH CALCIFICATIONS IN A TEENAGER, A DIAGNOSTIC DILEMMA

Shakurthi Raj Partheeban, Ting Xiao Wei, Farah Rasyiqah Mahamud

ABSTRACT
ID 577

CATEGORY: ORBIT & OCULOPLASTIC
EYE CAN'T BELIEVE IT : A RARE CASE OF PROPTOSIS WITH A BLOODY SURPRISE

Jamuna Lachumanan, Lekkha Yuvaraj, Shalini Rajamany, Deivanai Subbiah

ABSTRACT
ID 16

CATEGORY: PAEDIATRIC OPHTHALMOLOGY & STRABISMUS
CHALLENGES IN MANAGING ADVANCED RETINOBLASTOMA IN A 3-YEAR-OLD GIRL: A CASE REPORT

Karimmah Wahit, Shatriah Ismail

*United We Stand:
One Vision for Malaysia*





ABSTRACT
ID 31

CATEGORY: PAEDIATRIC OPHTHALMOLOGY & STRABISMUS

HEALING WITH PLASMA POWER: A GAME CHANGER FOR PERSISTENT ORBITAL IMPLANT EXPOSURE IN A CASE OF RETINOBLASTOMA

Chan Sin Lin, Sangeetha Tharmathurai, Norhafizah Hamzah

ABSTRACT
ID 39

CATEGORY: PAEDIATRIC OPHTHALMOLOGY & STRABISMUS

ROPER : THE RARE INTERSECTION OF ROP AND FEVR IN A NEONATE

Jaya Selan Rajendran, Sangeetha Tharmathurai

ABSTRACT
ID 53

CATEGORY: PAEDIATRIC OPHTHALMOLOGY & STRABISMUS

JUVENILE IRIDOSCHISIS WITH WHITE CATARACT IN SEVERE ATOPIC ECZEMA: A RARE CASE REPORT

Haw Qian Zhi, Nur Shahirah Amir Hamzah, Safinaz Mohd Khialdin, Mae-Lynn Catherine Bastion

ABSTRACT
ID 55

CATEGORY: PAEDIATRIC OPHTHALMOLOGY & STRABISMUS

BORN WITHOUT A NOSE: A RARE CASE OF BOSMA ARRHINIA MICROPHTHALMIA SYNDROME (BAMS)

Lee Wan Qing, Sangeetha Tharmathurai, Norhafizah Hamzah

ABSTRACT
ID 68

CATEGORY: PAEDIATRIC OPHTHALMOLOGY & STRABISMUS

SURGICAL CORRECTION OF MARCUS GUNN JAW-WINKING PTOSIS AND CONCURRENT STRABISMUS: A CASE REPORT

Farah Salsabilla, Liana Ekowati, Trilaksana Nugroho, Arnita Novitasari Saubig

ABSTRACT
ID 90

CATEGORY: PAEDIATRIC OPHTHALMOLOGY & STRABISMUS

BILATERAL ABDUCENT NERVE PALSY AS A PRESENTATION FOR RELAPSE OF PAEDIATRIC ONSET MULTIPLE SCLEROSIS

Dzulkhairuddin Dzulkefli, Adzleen Mohmood, Amirah M Razali

ABSTRACT
ID 91

CATEGORY: PAEDIATRIC OPHTHALMOLOGY & STRABISMUS

A CHILD'S VISION IN PERIL: HOW DELAYED AND INCONSISTENT TREATMENT OF PSEUDOMEMBRANE CONJUNCTIVITIS LED TO A CORNEAL ULCER

Chan Sin Lin, Siti Ilyana Ghani, Norhafizah Hamzah

ABSTRACT
ID 101

CATEGORY: PAEDIATRIC OPHTHALMOLOGY & STRABISMUS

WHEN SQUINT AND PROPTOSIS SIGNAL MORE: A CASE OF PAEDIATRIC MYELIN OLIGODENDROCYTE (MOG) OPTIC NEURITIS

Nor Amalina Abdul Rahman, Thiam Hou Lim, Ngoo Qi Zhe, Siti Norzalehawati Sepian

ABSTRACT
ID 132

CATEGORY: PAEDIATRIC OPHTHALMOLOGY & STRABISMUS

THE TWIN FACTOR: AGGRESSIVE RETINOPATHY OF PREMATURITY IN TWIN NEONATES

Siti Aeisyah Ayob, Sangeetha Tharmathurai

ABSTRACT
ID 184

CATEGORY: PAEDIATRIC OPHTHALMOLOGY & STRABISMUS

THE EFFECTIVENESS OF VIVID VISION, A VIRTUAL REALITY (VR) TRAINING IN TREATING AMBLYOPIA WITH TOXOPLASMOSIS: A CASE STUDY

Michelle Liaw Pei Xin, Liaw Pei Xin, Michelle, Azarina Abdullah, Nur Hafidza Asiff, Azhar Zainuddin, Nur Sabrina Subri

ABSTRACT
ID 200

CATEGORY: PAEDIATRIC OPHTHALMOLOGY & STRABISMUS

A RACE AGAINST TIME: THE OPHTHALMIC AND SYSTEMIC RAMIFICATIONS OF NEONATAL VEIN OF GALEN MALFORMATION

Nur Azureen Mohd Ali, Julieana Muhamed, Farhana Ibrahim

ABSTRACT
ID 219

CATEGORY: PAEDIATRIC OPHTHALMOLOGY & STRABISMUS

A CLOSE CATCH: A CASE REPORT ON NON-VISUALLY DEBILITATING FISHHOOK OCULAR INJURY IN PEDIATRIC PATIENT

Wan Nadiyah Amir Hamzah, Lim Thiam Hou, Zunaina Embong, Aiman Mardhiyyah Mohd Yazid

ABSTRACT
ID 241

CATEGORY: PAEDIATRIC OPHTHALMOLOGY & STRABISMUS

A RARE PRESENTATION OF OPTIC NEURITIS

Han Shye Wei, Ting Xiao Wei

ABSTRACT
ID 278

CATEGORY: PAEDIATRIC OPHTHALMOLOGY & STRABISMUS

BLURRED BEGINNINGS: UNRAVELLING A LEFT OPTIC NERVE GLIOMA IN EARLY INFANCY

Yong See Yen, Tajunisah Iqbal, Fazliana Ismail, Nurliza Khaliddin

*United We Stand:
One Vision for Malaysia*





ABSTRACT
ID 284

CATEGORY: PAEDIATRIC OPHTHALMOLOGY & STRABISMUS

A CASE REPORT OF A PAINLESS RETENTION OF INTRAOCULAR FOREIGN BODY FOR 4 YEARS IN A PAEDIATRIC PATIENT

Ng Zhi Yun, Ling Hwee Minn, Chow Kit May

ABSTRACT
ID 335

CATEGORY: PAEDIATRIC OPHTHALMOLOGY & STRABISMUS

ATYPICAL PRESENTATION OF RETINOBLASTOMA- A DIAGNOSTIC DILEMMA

Mashitoh Zakirah Zamah Shari, Sangeetha Tharmathurai, Norhafizah Hamzah

ABSTRACT
ID 413

CATEGORY: PAEDIATRIC OPHTHALMOLOGY & STRABISMUS

THE GREAT MASQUERADER, THE SILENT KILLER

Envira Lee Zhi Yin, Lim Hui Wen, Siti Ilyana Ghani, Nor Akmal Bahari, Sharifah Intan Hosnaliza Syed Osman, Wan Haslina Wan Abdul Halim

ABSTRACT
ID 414

CATEGORY: PAEDIATRIC OPHTHALMOLOGY & STRABISMUS

OCULAR MANIFESTATIONS THAT DEVELOP OVER TIME FOR HUNTER

Envira Lee Zhi Yin, Rathinamsvannie Selvam, Lim Hui Wen, Chan Li Yen, Jamalia Rahmat, Wan Haslina Wan Abdul Halim

ABSTRACT
ID 436

CATEGORY: PAEDIATRIC OPHTHALMOLOGY & STRABISMUS

UNVEILING CONGENITAL TOXOPLASMOSIS : A SERENDIPITOUS DISCOVERY THROUGH ROP SCREENING

Nur Farahim Daud, Hanisah Abdul Hamid, Nurulhuda Abd Sukor, Seow Shu Yee, Nurul Izza Roslan

ABSTRACT
ID 490

CATEGORY: PAEDIATRIC OPHTHALMOLOGY & STRABISMUS

THE CRITICAL ROLE OF IOP CONTROL IN THE RACE TO PRESERVE VISION IN A CASE OF BILATERAL JUVENILE GLAUCOMA WITH ASYMMETRICAL VISUAL LOSS

Sabrina Kon Shu-En, Kenneth Teow Kheng Leong

ABSTRACT
ID 518

CATEGORY: PAEDIATRIC OPHTHALMOLOGY & STRABISMUS

ANTERIOR SEGMENT DYSGENESIS: WHAT NEXT?

Sharvina Ramesh Rao, Premalatha Santhiran, Khairul Husnaini

ABSTRACT
ID 7

CATEGORY: SURGICAL RETINA

RETINAL CAPILLARY HEMANGIOBLASTOMA IN VON HIPPEL LINDAU SYNDROME

Ng Chin Yee, Ng Chin Yee, Yap Jin Yi

ABSTRACT
ID 19

CATEGORY: SURGICAL RETINA

BREAKTHROUGH VITREOUS HEMORRHAGE IN A NORMAL RETINA

Yap Jin Yi, Sheena Mary Alexander

ABSTRACT
ID 29

CATEGORY: SURGICAL RETINA

SINKER'S STRIKE, I LOST MY VISION: A CASE REPORT OF BLUNT OCULAR INJURY FROM FISHING SINKER

Asma Abdul Razak, Nur Hafeela Mohamad Rusli, Choo Swee Ying, Evelyn Tai Li Min, Jamalia Rahmat

ABSTRACT
ID 115

CATEGORY: SURGICAL RETINA

CLOSURE OF MACULA HOLE WITH TOPICAL TREATMENT

Ng Xin Gen, Josephine Lee En Hui, Ng Hong Kee

ABSTRACT
ID 173

CATEGORY: SURGICAL RETINA

TO REPORT A CASE OF A CONCURRENT INJURY OF GLOBE RUPTURE AND RETINAL DETACHMENT SECONDARY TO INTRAORBITAL FOREIGN BODY

Ching Li Song, Ngoo Qi Zhe

ABSTRACT
ID 226

CATEGORY: SURGICAL RETINA

THE MYSTERY BENEATH: AN INSIDIOUS ATYPICAL SUB-ILM BLEED MASQUERADING AS A CONCERNING LARGE RETINA MASS

Gan Aik Zhu, Lee Chia Ying, Noor Khairul Rasid, Ng Kwang Sheng

ABSTRACT
ID 256

CATEGORY: SURGICAL RETINA

A CASE REPORT OF PNEUMATIC DISPLACEMENT FOR SUBMACULAR HAEMORRHAGE IN HOSPITAL KUALA LUMPUR

Yuvithra Devi Shanmugam, Jason Allan Cheah Seng Soon, Choo Swee Ying

*United We Stand:
One Vision for Malaysia*





ABSTRACT
ID 276

CATEGORY: SURGICAL RETINA

THE LODGED INTRUDER: CLINICAL IMPLICATIONS OF RETAINED INTRAOCULAR FOREIGN BODY

Yi Lin Chua, Yoon Kit Ivan Lai, Penny Pooi Wah Lott

ABSTRACT
ID 277

CATEGORY: SURGICAL RETINA

CLINICAL FEATURES OF POLYPOIDAL CHOROIDAL VASCULOPATHY WITH BREAKTHROUGH VITREOUS HEMORRHAGE AND IT'S VISUAL OUTCOME AFTER VITRECTOMY

Tharishini Chandra Segaran, Khairuddin Othman

ABSTRACT
ID 350

CATEGORY: SURGICAL RETINA

SPONTANEOUS CLOSURE OF TRAUMATIC MACULA HOLE FOLLOWING BLUNT TRAUMA

Shaira Haziera Samsu, Chua Lausanne, Kiu Kwong Yew, Tengku Ain Kamalden

ABSTRACT
ID 378

CATEGORY: SURGICAL RETINA

BLUNT TRAUMA CAUSING INTRICATE CLOSE GLOBE INJURY

Siti Eliza Darussalam, Nadia Yaacob, Khairul Husnaini Mohd Khalid

ABSTRACT
ID 428

CATEGORY: SURGICAL RETINA

SPONTANEOUS SUB-INTERNAL LIMITING MEMBRANE HEMORRHAGE : AN UNCOMMON CAUSE OF SUDDEN VISION DISTURBANCE – A CASE REPORT

Ibrahim Nasir, Abdul Hadi Rosli, Aidila Jesmin Jabbari, Khairidzan Mohd. Kamal

ABSTRACT
ID 431

CATEGORY: SURGICAL RETINA

BEYOND THE IMPACT: DELAYED SEQUELAE OF AIRBAG-RELATED OCULAR TRAUMA

Naveenahrani Selvam@Ganesan, Seow SY, Jason A Cheah, Choo SY

ABSTRACT
ID 433

CATEGORY: SURGICAL RETINA

SIMULTANEOUS BILATERAL RHEGMATOGENOUS RETINAL DETACHMENT – A CASE REPORT

Abdul Rahman Abu Hussain, Othmaliza Othman

ABSTRACT
ID 469

CATEGORY: SURGICAL RETINA

SIMULTANEOUS BILATERAL RHEGMATOGENOUS RETINAL DETACHMENT – A RARE PRESENTATION

Allan Tang Chong Su, Kiu Kwong Yew

ABSTRACT
ID 499

CATEGORY: SURGICAL RETINA

A WOLF IN SHEEP'S CLOTHING: AN ATYPICAL PATHOGEN IN CORNEAL ULCER AND ENDOPHTHALMITIS

Muhammad Faiz Nordin, Nur Sakinah Bahaman Shah, Abdul-Hadi Rosli, Aidila Jesmin Jabari

ABSTRACT
ID 500

CATEGORY: SURGICAL RETINA

BEYOND SILICONE OIL: MANAGING SUPRACHOROIDAL HEMORRHAGE IN A PSEUDOPHAKIC EYE WITH RHEGMATOGENOUS RETINAL DETACHMENT

Muhammad Faiz Nordin, Abdul-Hadi Rosli, Aidila Jesmin Jabari

ABSTRACT
ID 504

CATEGORY: SURGICAL RETINA

RIGHT EYE RHEGMATOGENOUS RETINAL DETACHMENT WITH INFERIOR MACULA INVOLVEMENT COMPLICATED WITH HYPERTENSIVE UVEITIS AND HIGH INTRAOCULAR PRESSURE

Siti Nur Baizury Hassan, Khairuddin Othman, Nor Falina Ahmad Tajuddin, Nurshahirah Ahmad Shukri, Nur Aimi Solehah Azmi

*United We Stand:
One Vision for Malaysia*



MALAYSIAN OPHTHALMOLOGY SCIENTIFIC CONGRESS 2025

EXPLORE THE LATEST INNOVATION
FROM TOPCON HEALTHCARE AT BOOTH #S5



NW500

Non-Mydriatic Fundus Camera



Maestro2

Automated OCT +
Fundus Camera



NEW Triton Pro

Multimodal Swept-Source OCT



my-mask®



MYAH

Optical Biometry
+ Corneal Topography



Henson 9000

Perimeter



SCIENTIFIC PROGRAMME SCHEDULE

Submitted Abstract

e-Poster Discussion

ABSTRACT
ID 48

CATEGORY: CORNEA & ANTERIOR SEGMENT DISEASE

IT IS NOT ALWAYS ACANTHAMOEBA KERATITIS: A CASE SERIES OF CORNEAL RING INFILTRATE

Chin Cheau Wei, Sujaya Singh, John Mathen

ABSTRACT
ID 274

CATEGORY: CORNEA & ANTERIOR SEGMENT DISEASE

EXPLORING CORNEAL ULCERS : OUTCOMES AND INSIGHTS FROM A CASE SERIES

Tharishini Chandra Segaran, Juanarita Jaafar

ABSTRACT
ID 311

CATEGORY: CORNEA & ANTERIOR SEGMENT DISEASE

SUBCONJUNCTIVAL 5-FLUOROURACIL (5FU) INJECTION AS ADJUNCT FOR POST-SURGICAL EXCISION OF RECURRENT PTERYGIUM: A CASE SERIES

Aiman Ifwat Samsolbari, Mazaya Mahmud, Lam Chen Shen, Wan Haslina Wan Abdul Halim

ABSTRACT
ID 427

CATEGORY: CORNEA & ANTERIOR SEGMENT DISEASE

THE CLINICAL CHARACTERISTIC OF KERATOCONUS PATIENTS: A YEAR DESCRIPTIVE STUDY

Bellakusuma Nurdianingrum, Fatimah Dyah Nur Astuti

ABSTRACT
ID 554

CATEGORY: CORNEA & ANTERIOR SEGMENT DISEASE

CONGENITAL CORNEAL STAPHYLOMA POST-PENETRATING KERATOPLASTY

Wee Xu Zhen, Rohanah Alias

ABSTRACT
ID 15

CATEGORY: GLAUCOMA

THE SILENT COMPLICATION: CASE SERIES OF OCULAR DECOMPRESSION RETINOPATHY FOLLOWING GLAUCOMA FILTERING SURGERY

Fadhila Khairunnisa Poerwoko, Maharani

*United We Stand:
One Vision for Malaysia*





ABSTRACT
ID 93

CATEGORY: GLAUCOMA

COMPARISON OF INTRAOCULAR PRESSURE BETWEEN VITREOUS DECOMPRESSION COMBINED WITH PHACOEMULSIFICATION COMPARED TO GONIOSYNECHIALYSIS FOR PRIMARY ANGLE CLOSURE GLAUCOMA : A SYSTEMATIC REVIEW

Aulia Zinedinita Rahmasari, Nurwasis, Rika Agustanti, Dita Mega Utami, Yasmin Adzra Nabila, Nadya Wulandari Alshanti

ABSTRACT
ID 96

CATEGORY: GLAUCOMA

OUTCOMES OF GLAUCOMA DRAINAGE DEVICE IN PEDIATRIC GLAUCOMA: A SYSTEMATIC REVIEW

Aulia Zinedinita Rahmasari, Aulia Kezia Mulyazhara, Nurwasis, Yulia Primitasari, Evelyn Komaratih

ABSTRACT
ID 105

CATEGORY: GLAUCOMA

OUTCOMES OF BLEB NEEDLING WITH 5-FLUOROURACIL (5-FU) POST TRABECULECTOMY AMONG GLAUCOMA PATIENTS IN KELANTAN

Premalatha Marthay, Norhalwani Husain, Mohd Azmi Suliman

ABSTRACT
ID 139

CATEGORY: GLAUCOMA

THREE-MONTH OUTCOMES OF PAUL GLAUCOMA IMPLANT IN REFRACTORY GLAUCOMA: A CASE SERIES

Noor Izzati Akhmal Zulkefli, Tan Chai Keong, Haireen Kamaruddin, Ayesha Md Zain

ABSTRACT
ID 159

CATEGORY: GLAUCOMA

OUTCOMES OF PHACOEMULSIFICATION COMBINED WITH HYDRUS MICROSTENT IMPLANTATION IN PRIMARY OPEN-ANGLE GLAUCOMA

See Woan Shian, Lim Zhi Yiu Hiang Weang, Tan Chai Keong, Haireen Kamaruddin

ABSTRACT
ID 351

CATEGORY: GLAUCOMA

IMPACT OF PHACOEMULSIFICATION ON INTRAOCULAR PRESSURE IN OPEN-ANGLE AND CLOSED-ANGLE GLAUCOMA : A COMPARATIVE STUDY

Chew Chu Han, Shahidatul Adha Mohamad, Lee Chia Ying

ABSTRACT
ID 491

CATEGORY: GLAUCOMA

ACCEPTABILITY AND SATISFACTION OF A HANDHELD FUNDUS CAMERA FOR HOME-BASED GLAUCOMA MONITORING

Siti Izzaifa Hassan, Rona Asnida, Cheng Teck Chee, Jemaima Che Hamzah

e-Poster Discussion

ABSTRACT
ID 71

CATEGORY: MEDICAL RETINA & OCULAR INFLAMMATION

EXPLORING CMV RETINITIS: A CASE SERIES IN IMMUNOCOMPROMISED PATIENTS

Teh Shunzhor, Tan Kuan Sze

ABSTRACT
ID 95

CATEGORY: MEDICAL RETINA & OCULAR INFLAMMATION

EARLY FLUID RESOLUTION IS ASSOCIATED WITH SHORT- AND LONG-TERM EXTENDED DURABILITY IN PATIENTS WITH NEOVASCULAR AGE-RELATED MACULAR DEGENERATION TREATED WITH FARICIMAB: A POST HOC ANALYSIS OF THE TENAYA/LUCERNE TRIALS

Lee Mun Wai, Roberto Gallego-Pinazo, Manuel Amador, Nicholas Dagincourt, Ivo Stoilov, Philippe Margaron

ABSTRACT
ID 202

CATEGORY: MEDICAL RETINA & OCULAR INFLAMMATION

OCULAR SYPHILIS: WHY IT IS NOT?

Nor Azimah Abd Aziz, Nurul Ashikin Abdullah, Siti Zaitihani Hamdan, Nazima Shadaht Ali, Hanizasurana Hashim

ABSTRACT
ID 220

CATEGORY: MEDICAL RETINA & OCULAR INFLAMMATION

EVALUATING THE RETINAL MICROVASCULAR STRUCTURE IN PATIENTS WITH NASOPHARYNGEAL CARCINOMA POST RADIATION THERAPY USING OPTICAL COHERENCE TOMOGRAPHY ANGIOGRAPHY (OCTA)

Mohamad Azlan Zaini, Ayesha Mohd Zain, Norshamsiah Md Din

ABSTRACT
ID 334

CATEGORY: MEDICAL RETINA & OCULAR INFLAMMATION

THE BURDEN OF UVEITIC GLAUCOMA IN PAHANG, MALAYSIA: A TWO-YEAR RETROSPECTIVE ANALYSIS

Mohd Asyraf Abdul Kadir, Adzura Salam, Wan Norliza Wan Muda

ABSTRACT
ID 358

CATEGORY: MEDICAL RETINA & OCULAR INFLAMMATION

FACTORS ASSOCIATED WITH ANNUAL EYE EXAMINATIONS AMONG KNOWN DIABETICS IN MALAYSIA: A CROSS-SECTIONAL STUDY FROM THE NATIONAL HEALTH AND MORBIDITY SURVEY 2023

Yap Jun Fai, Wan Kim Sui, Halizah Mat Rifin, Tania Gayle Robert Lourdes, Mohd Ruhaizie Riyadzi, Muhammad Fadhli Mohd Yusoff

*United We Stand:
One Vision for Malaysia*





ABSTRACT
ID 46

CATEGORY: MISCELLANEOUS - VISUAL SCIENCES, EPIDEMIOLOGY, INNOVATION ETC

PREVALENCE AND FACTORS ASSOCIATED WITH SELF-REPORTED DIFFICULTY IN SEEING AMONG OLDER PERSONS IN MALAYSIA: A CROSS-SECTIONAL STUDY FROM THE NATIONAL HEALTH AND MORBIDITY SURVEY 2023

Yap Jun Fai, Hamizatul Akmal Abd Hamid, Halizah Mat Rifin, Kishwen Kanna Yoga Ratnam, Mohd Ruhaizie Riyadzi, Filza Noor Asari

ABSTRACT
ID 193

CATEGORY: MISCELLANEOUS - VISUAL SCIENCES, EPIDEMIOLOGY, INNOVATION ETC

FACTORS INFLUENCING MYOPIA AMONG SCHOOL-AGED CHILDREN: AN ANALYSIS OF DEMOGRAPHIC AND GEOGRAPHICAL ASSOCIATIONS IN THE UPPER INTERIOR DIVISION OF SABAH

Awatif Mohamad Mohsin, Norina Abdul Gafor, Mohd Fariz Mohd Ali, Nur Hayati Mohamed Shabery

ABSTRACT
ID 322

CATEGORY: MISCELLANEOUS - VISUAL SCIENCES, EPIDEMIOLOGY, INNOVATION ETC

VISION HEALTH PROGRAM "GOOD EYE, GOOD VISION FOR EVERYONE" IN DETECTING REFRACTIVE ERROR AMONG SCHOOL CHILDREN IN KUDAT, SABAH

Siti Hafizawati Jusoh, Nur Syafirah Zalaiqah Ruslan, Nur Syuhaidah Mahfuzah Saidil, Halimatul Gustia Marasal, Sylves Patrick, Shuaibah Ab Ghani

ABSTRACT
ID 352

CATEGORY: MISCELLANEOUS - VISUAL SCIENCES, EPIDEMIOLOGY, INNOVATION ETC

COMPARISON OF RETINAL VESSEL CALIBER IN TYPE 2 DIABETES MELLITUS PATIENTS WITH AND WITHOUT CHRONIC KIDNEY: A STUDY FROM THE MALAYSIAN COHORT

Inderpreet Kaur, Noraidatulakma Abdullah, Jemaima Che Hamzah, Rahman Jamal, Azwa Shawani Kamalul Ariffin, Emanuele Trucco

ABSTRACT
ID 524

CATEGORY: MISCELLANEOUS - VISUAL SCIENCES, EPIDEMIOLOGY, INNOVATION ETC

LIFESTYLE RELATED RISK FACTORS ASSOCIATED WITH PRIMARY OPEN ANGLE AMONG KADAZAN-DUSUN POPULATION IN SABAH, MALAYSIA

Baskar Panirsheeluam, Jemaima Che Hamzah, Cheng Teck Chee, Sheena Mary Alexander

ABSTRACT
ID 558

CATEGORY: MISCELLANEOUS - VISUAL SCIENCES, EPIDEMIOLOGY, INNOVATION ETC

THE BURDEN OF REFRACTIVE ERRORS: PREVALENCE AND SOCIODEMOGRAPHIC DETERMINANTS AMONG SCHOOL CHILDREN IN SEREMBAN, NEGERI SEMBILAN

Siti Husna Hussein, Maimunah Abdul Muna'Aim, Azlina Mokhtar, Tengku Amatullah Madeedah T Mohd, Amirah Azzeri, Mohd Hafiz Jaafar

ABSTRACT
ID 576

CATEGORY: MISCELLANEOUS - VISUAL SCIENCES, EPIDEMIOLOGY, INNOVATION ETC

THE EFFECTIVENESS OF MULTIDISCIPLINARY CVI THERAPY PROGRAM AT A PRIVATE HOSPITAL IN SHAH ALAM

Fatimah Az-Zahra Shukran Jamil, Duratul Ain Hussin

e-Poster Discussion

ABSTRACT
ID 580

CATEGORY: MISCELLANEOUS – VISUAL SCIENCES, EPIDEMIOLOGY, INNOVATION ETC

SCREEN TIME, VISUAL FATIGUE, AND BINOCULAR FUNCTION IN CHILDREN WITH DYSLEXIA

Suhaida Shahudi, Sabrina Subri

ABSTRACT
ID 268

CATEGORY: NEUROPTHALMOLOGY & SYSTEMIC DISEASE RELATED TO OPHTHALMOLOGY

TRANSIENT OCULOMOTOR NERVE PALSY FOLLOWING SUBTENON ANAESTHESIA: A CASE SERIES

T. Thanam Tamil Chelvan, Cheng Teck Chee, Jemaima Che Hamzah

ABSTRACT
ID 410

CATEGORY: NEUROPTHALMOLOGY & SYSTEMIC DISEASE RELATED TO OPHTHALMOLOGY

THE PERSPECTIVE OF OPTIC NEURITIS AMONG NORTHERN REGION POPULATION OF MALAYSIA (HOSPITAL PULAU PINANG)

Dhaneswary Shanmugam, Dhaneswary S, Radthiga C, Ang EL

ABSTRACT
ID 583

CATEGORY: NEUROPTHALMOLOGY & SYSTEMIC DISEASE RELATED TO OPHTHALMOLOGY

GAMMA KNIFE RADIOSURGERY FOR OPHTHALMIC LESIONS: A RETROSPECTIVE REVIEW

Ramesh Kumar, Ereena Alfian, Saravana Kumar Rajanthran, Niki Ho Wai Wye, Mae-Lynn Catherine Bastion, Othmaliza Othman

ABSTRACT
ID 22

CATEGORY: ORBIT & OCULOPLASTIC

REVOLUTIONISING CARBUNCLE TREATMENT- A GROUNDBREAKING NON-INVASIVE APPROACH TO PERIORBITAL CARBUNCLE- A CASE SERIES

Felicity Mishan Ng Yiwey, Edwin Pheng, Wong Ling Sieq

ABSTRACT
ID 127

CATEGORY: ORBIT & OCULOPLASTIC

DEMOGRAPHICS, ETIOLOGY AND VISUAL OUTCOME OF ORBITAL CELLULITIS: A NINE-YEAR REVIEW IN HOSPITAL SULTAN ISMAIL

Fairuz Hazirah Kamaruddin, Christina Ng Wei Khee, Tengku Ain Kamalden

ABSTRACT
ID 238

CATEGORY: PAEDIATRIC OPHTHALMOLOGY & STRABISMUS

PSYCHOLOGICAL DISTRESS IN PARENTS OF CHILDREN DIAGNOSED WITH RETINOBLASTOMA: A CROSS-SECTIONAL STUDY IN A TERTIARY EYE CENTRE IN KUALA LUMPUR

Pee Xu Kent, Chan Li Yen, Zayani Zohari, Jamalia Rahmat

*United We Stand:
One Vision for Malaysia*





ABSTRACT
ID 332

CATEGORY: PAEDIATRIC OPHTHALMOLOGY & STRABISMUS

**VISUAL OUTCOME IN VITRECTOMIZED EYES OF RETINOPATHY OF PREMATURITY CHILDREN:
A 2-YEAR FOLLOW UP IN A TERTIARY REFERRAL CENTRE.**

Adnin Farha Fatahul Rashid, Sangeetha Tharmathurai, Widad Yusof

ABSTRACT
ID 473

CATEGORY: PAEDIATRIC OPHTHALMOLOGY & STRABISMUS

THE FORGOTTEN CONSEQUENCE OF A RESTRICTED DIET.

Aimi Shazwani Mohammad Musa, Nurliyana Hanifudin, Madiah Mohd Lokman, Tengku Ain Fathlun
Tengku Kamalden, Roslin Azni Abdul Aziz

ABSTRACT
ID 562

CATEGORY: PAEDIATRIC OPHTHALMOLOGY & STRABISMUS

**A CLINICAL AUDIT OF RETINOPATHY OF PREMATURITY SCREENING PROGRAMME IN
HOSPITAL BINTULU, SARAWAK, MALAYSIA**

Mabel Unyang Wan, Kenneth Teow Kheng Leong

ABSTRACT
ID 76

CATEGORY: SURGICAL RETINA

**EVALUATION OF ANXIETY AND DEPRESSION IN PATIENTS PRE AND POST
RHEGMATOGENOUS RETINAL DETACHMENT SURGERY USING HOSPITAL ANXIETY AND
DEPRESSION SCALE (HADS)**

Nurul Ibtisam Mohammad, Shakiran Gunaseelan, Noormazita Misran@Mislan, Noram Mat Saad,
Norshamsiah Md Din

ABSTRACT
ID 80

CATEGORY: SURGICAL RETINA

**CONTINUATION OF THE PRELIMINARY STUDY: ONE-MONTH OUTCOME COMPARISON OF
23G ULTRAVIT™ AND 27G ULTRAVIT™ VITRECTOMY ON PATIENT COMFORT AND OCULAR
SURFACE DISEASE**

Giovani Faustine, Mae-Lynn Catherine Bastion, Ainal Adlin Naffi, Mushawiahti Mustapha

ABSTRACT
ID 251

CATEGORY: SURGICAL RETINA

**CASE SERIES OF PNEUMATIC CRYORETINOPEXY FOR RHEGMATOGENOUS RETINAL
DETACHMENT (RRD) AT HOSPITAL KUALA LUMPUR (HKL): A 2-YEAR RETROSPECTIVE
REVIEW**

Yuvithra Devi Shanmugam, Jason Allan Cheah Seng Soon, Choo Swee Ying

ABSTRACT
ID 277

CATEGORY: SURGICAL RETINA

**CLINICAL FEATURES OF POLYPOIDAL CHOROIDAL VASCULOPATHY WITH BREAKTHROUGH
VITREOUS HEMORRHAGE AND IT'S VISUAL OUTCOME AFTER VITRECTOMY**

Tharishini Chandra Segaran, Khairuddin Othman

SCIENTIFIC PROGRAMME SCHEDULE

Submitted Abstract

Free Paper

-
- ABSTRACT ID 2 **CATEGORY: CATARACT & REFRACTIVE**
DEVELOPMENT OF CATARACT DIAGNOSTIC AI USING ASIAN EYES.
 Eisuke Shimizu, Jun Ohashi, Rohan Jeetendra Khemlani, Hiroki Nishimura, Shintaro Nakayama, Ryota Yokoiwa
-
- ABSTRACT ID 133 **CATEGORY: CATARACT & REFRACTIVE**
RISK FACTORS AND VISUAL OUTCOME OF CATARACT SURGERY IN HIGHLY MYOPIC PATIENTS AT A TERTIARY HOSPITAL IN SEMARANG
 Edo Sun de Putra, Wisnu Sadasih
-
- ABSTRACT ID 41 **CATEGORY: CORNEA & ANTERIOR SEGMENT DISEASE**
OCULAR SURFACE SQUAMOUS NEOPLASIA IN MALAYSIA: A 5-YEAR REVIEW
 Ahmad Anwaar Muhammad Saifullah, Nor Sharina Yusof, Che Mahiran Che Daud, Rosilah Mohamad, Rohanah Alias
-
- ABSTRACT ID 206 **CATEGORY: CORNEA & ANTERIOR SEGMENT DISEASE**
OUTCOME OF CORNEAL COLLAGEN CROSSLINKING IN KERATOCONUS: COMPARISON BETWEEN RIBOFLAVIN-M AND RIBOFAST
 Chua Ter Wei, Rohanah Alias, Safinaz Mohd Khialdin
-
- ABSTRACT ID 254 **CATEGORY: CORNEA & ANTERIOR SEGMENT DISEASE**
SPECTRUM OF ANTERIOR SEGMENT DYSGENESIS IN HOSPITAL TUNKU AZIZAH : A 5 YEAR RETROSPECTIVE REVIEW
 Thiranraj Ramiah, Sangeetha Tharmathurai, Norhafizah Hamzah
-
- ABSTRACT ID 122 **CATEGORY: GLAUCOMA**
SURGICAL OUTCOME OF TRABECULECTOMY FOR NEOVASCULAR GLAUCOMA IN HOSPITAL SELAYANG
 Mohammad Syafiq Yusop, Haireen Kamaruddin, Wan Hazabbah Wan Hitam
-

*United We Stand:
One Vision for Malaysia*





ABSTRACT
ID 394

CATEGORY: GLAUCOMA

COMPARING PATIENTS' QUALITY OF LIFE IN TRABECULECTOMY

Muhammad Firdhaus Zainudin, Haireen Kamarudin, Jemaima Che Hamzah

ABSTRACT
ID 99

CATEGORY: MEDICAL RETINA & OCULAR INFLAMMATION

FARICIMAB IN DIABETIC MACULAR EDEMA: RESULTS FROM THE RHONE-X LONG-TERM EXTENSION TRIAL

Rajasudha Sawri Rajan, Dawn Sim, Arshad Khanani, Alex Kotak, Yannan Tang, Aachal Kotecha

ABSTRACT
ID 114

CATEGORY: MEDICAL RETINA & OCULAR INFLAMMATION

FARICIMAB FOR POLYPOIDAL CHOROIDAL VASCULOPATHY: WEEK 16 RESULTS FROM THE PHASE 3B/4 SALWEEN TRIAL

Nor Fariza Ngah, Gemmy Cheung, Timothy Y.Y. Lai, Tomohiro Iida, Ruobing Bai, Philippe Margaron

ABSTRACT
ID 126

CATEGORY: MEDICAL RETINA & OCULAR INFLAMMATION

KEY CLINICAL OUTCOMES WITH FARICIMAB IN TREATMENT-NAÏVE PATIENTS WITH NEOVASCULAR AGE-RELATED MACULAR DEGENERATION (NAMD): RESULTS FROM THE TENAYA/LUCERNE TRIALS AND REAL-WORLD FARETINA/FARWIDE STUDIES

Amelia Lim Lay Suan, David Tabano, Gloria Chi, Aachal Kotecha, Philippe Margaron, Ming Yang

ABSTRACT
ID 128

CATEGORY: MEDICAL RETINA & OCULAR INFLAMMATION

GREATER REDUCTION IN HARD EXUDATES WITH FARICIMAB VERSUS AFLIBERCEPT IN PATIENTS WITH DIABETIC MACULAR EDEMA: BIOMARKER RESULTS FROM THE PHASE 3 YOSEMITE/RHINE TRIALS

Wong Hon Seng, Roger Goldberg, Michael IP, Kara Gibson, Andreas Maunz, Diane Uschner

ABSTRACT
ID 452

CATEGORY: MEDICAL RETINA & OCULAR INFLAMMATION

EPIDEMIOLOGY AND HIV-RELATED OCULAR MANIFESTATIONS: A 5-YEAR STUDY IN MALAYSIA

Wendy See Yen Nee, Hanizasurana Hashim

ABSTRACT
ID 470

CATEGORY: MISCELLANEOUS - VISUAL SCIENCES, EPIDEMIOLOGY, INNOVATION ETC

EFFECT OF MYOPIC DEFOCUS ON ON-OFF VISUAL PATHWAYS IN YOUNG ADULTS

Woi Pui Juan, Nur Syafika Natasha Muhamad Kamarul Azman, Mohd Izzuddin Hairol

ABSTRACT
ID 481

CATEGORY: NEUROOPHTHALMOLOGY & SYSTEMIC DISEASE RELATED TO OPHTHALMOLOGY

CASE SERIES OF OPTIC NEURITIS IN YOUNG ADULT MALES FROM HOSPITAL SULTANAH AMINAH, JOHOR BAHRU

Cheong Yik Yin, Hayati Abdul Aziz

Free Paper

ABSTRACT
ID 444

CATEGORY: ORBIT & OCULOPLASTIC

A DIAGNOSTIC DILEMMA IN PEDIATRIC PROPTOSIS: FROM SUSPECTED MALIGNANCY TO BENIGN ORBITAL CAVERNOUS HEMANGIOMA

Mohd Asyraaf Abdul Kadir, Adzura Salam, Akmal Haliza Zamli

ABSTRACT
ID 546

CATEGORY: ORBIT & OCULOPLASTIC

ORBITAL EXENTERATION: A 7-YEAR RETROSPECTIVE STUDY

Insyirah Mohd Zuhudi, Nor Idahriani Muhd Noor, Julieana Muhammed, Kavitha Saravanamuthu, Sharifah Intan Hosnaliza Syed Osman

ABSTRACT
ID 147

CATEGORY: PAEDIATRIC OPHTHALMOLOGY & STRABISMUS

INCIDENCE AND RISK FACTORS OF RETINOPATHY OF PREMATURITY: A 10-YEAR STUDY IN MIRI HOSPITAL

Lim Kit Wing, Irene Cho, Khor Hui Gim

ABSTRACT
ID 175

CATEGORY: PAEDIATRIC OPHTHALMOLOGY & STRABISMUS

THE VERY FIRST MALAYSIAN MADE SQUINT SURGERY SIMULATION MODEL: LOW - COST, SIMPLE TO MAKE, AND REALISTIC FOR TRAINING

Lim Qiu Yip, Ng WL

ABSTRACT
ID 9

CATEGORY: SURGICAL RETINA

RETROPUPILLARY IRIS-CLAW INTRAOCULAR LENS VERSUS SCLERAL-FIXATED INTRAOCULAR LENS: RETROSPECTIVE EVALUATION OF VISUAL, LENS STABILITY AND SAFETY OUTCOME

Farhana Nabila Sulaiman, Wan Haslina Wan Abdul Halim, Zabri Kamaruddin

ABSTRACT
ID 486

CATEGORY: SURGICAL RETINA

INCIDENCE AND CLINICAL PATTERNS OF ELEVATED INTRAOCULAR PRESSURE FOLLOWING PARS PLANA VITRECTOMY

Chew Chang Feng, Ng Hong Kee

ABSTRACT
ID 566

CATEGORY: SURGICAL RETINA

FACTORS AFFECTING VISUAL OUTCOME POST PARS PLANA VITRECTOMY IN POSTERIOR SEGMENT INTRAOCULAR FOREIGN BODY IN TERTIARY CENTRE

Jamuna Lachumanan, Inderpreet Kaur, Low Yi huey, Azhan Azman, Zabri Kamaruddin

*United We Stand:
One Vision for Malaysia*





SCIENTIFIC PROGRAMME SCHEDULE

Submitted Abstract

Video

ABSTRACT ID 229	VIDEO CATEGORY: ADVOCACY/PUBLIC AWARENESS STRAIGHTENING VISION, RESTORING CONFIDENCE Ooi Shu Yii, Ang Ee Ling, Ng Wei Loon
ABSTRACT ID 552	VIDEO CATEGORY: ADVOCACY/PUBLIC AWARENESS AGE-RELATED MACULAR DEGENERATION: RISK FACTORS AND PREVENTION Pee Xu Kent, Nor Azita Ahmad Tarmidzi, Hamisah Ishak
ABSTRACT ID 237	VIDEO CATEGORY: ADVOCACY/PUBLIC AWARENESS CLINICAL ASSESSMENT TECHNIQUE - PAEDIATRIC VISUAL ACUITY EXAMINATION Pee Xu Kent, Koh I-Ern, Chan Li Yen, Nor Akmal Bahari, Jamalialia Rahmat
ABSTRACT ID 465	VIDEO CATEGORY: CLINICAL ASSESSMENT/TECHNIQUE PARK 3-STEP TEST: A DIAGNOSTIC APPROACH FOR SUPERIOR OBLIQUE PALSY Muhammed Danial A. Razak, Nor A A Wahab, Maria M Muhyadin
ABSTRACT ID 494	VIDEO CATEGORY: CLINICAL ASSESSMENT/TECHNIQUE THE PRISM COVER TEST Zcho Huey Lee, Nor Aishah A Wahab, Nor Fadhilah Mohamad, Jamalialia Rahmat
ABSTRACT ID 525	VIDEO CATEGORY: CLINICAL ASSESSMENT/TECHNIQUE CUSTOMIZED CONTACT LENSES FITTING Safira Zainal
ABSTRACT ID 531	VIDEO CATEGORY: EDUCATION TACKLING CONVERGENCE INSUFFICIENCY WITH SIMPLE EXERCISES Norsyamimi Mhd Halil, Nor Aishah A. Wahab, Kew Fui Hsien
ABSTRACT ID 548	VIDEO CATEGORY: EDUCATION LID HYGIENE TUTORIAL Lee Yijing, Rohana Taharin, Tan SY
ABSTRACT ID 37	VIDEO CATEGORY: SURGICAL PROCEDURES MANAGING DESCEMATOCELE & CORNEAL PERFORATIONS IN RESOURCE-LIMITED SETTINGS: THE ROLE OF TENON PATCH GRAFTS Wai Yong Zheng, Elicia Chieng Tze Zhing, Ibtihal Bayaanaah Iskandar, Chong Kar Yong, Nurhayati Abdul Kadir

Video

ABSTRACT
ID 154

VIDEO CATEGORY: SURGICAL PROCEDURES

CHALLENGES AND COMPLICATIONS OF MACULA-SPARING TEMPORAL INTERNAL LIMITING MEMBRANE FLAP TECHNIQUE IN MACULAR HOLE REPAIR

Subasni Sukumaran, Wan Haslina Wah, Mlc Bastion

ABSTRACT
ID 205

VIDEO CATEGORY: SURGICAL PROCEDURES

LENTICULAR NEEDLESTICK : CATARACT SURGERY PEARLS FOR POSTERIOR CAPSULAR INJURY IN PATIENTS AFTER INTRAVITREAL INJECTION

Mohamad Azlan Zaini, Mae-Lynn Catherine Bastion

ABSTRACT
ID 245

VIDEO CATEGORY: SURGICAL PROCEDURES

CAIRS SEGMENT SUCCESS: QUICK FIX TRICKS

Keziah Mary Thomas, J K Reddy, Vandhana Sundaram

ABSTRACT
ID 289

VIDEO CATEGORY: SURGICAL PROCEDURES

SMALL INCISION CATARACT SURGERY FOR MATURE CATARACT

Tan Chern Meng, Norlelawati Abu

ABSTRACT
ID 319

VIDEO CATEGORY: SURGICAL PROCEDURES

ANTERIOR SEGMENT RECONSTRUCTION OF TRAUMATIC OCULAR PENETRATING INJURY: A COMBINED SCLERAL FIXATED INTRAOCULAR LENS IMPLANTATION, IRIDOPLASTY AND PENETRATING KERATOPLASTY

Alene Liu Wan Yi, Mazaya M, Lam CS, Wan Haslina Wah

ABSTRACT
ID 325

VIDEO CATEGORY: SURGICAL PROCEDURES

VISUAL RESTORATION SURGERY IN POST ANTERIOR SEGMENT TRAUMA EYE : A CASE OF COMBINED PENETRATING KERATOPLASTY AND SCLERAL FIXATED IOL

Aiman Ifwat Samsolbari, Mazaya Mahmud, Wan Haslina Wan Abdul Halim

ABSTRACT
ID 393

VIDEO CATEGORY: SURGICAL PROCEDURES

PIECING TOGETHER THE PUPIL: SURGICAL TRIUMPH IN TRAUMATIC CATARACT WITH IRIDODIALYSIS

Gurpreet Singh, Anil Solanki, Nikita Dash

*United We Stand:
One Vision for Malaysia*





ABSTRACT
ID 464

VIDEO CATEGORY: SURGICAL PROCEDURES

**POSTERIOR CAPSULAR RENT AFTER SINGLE PIECE INTRAOCULAR LENS IMPLANTATION:
HOW TO MANAGE WITHOUT MAKING MORE MESS?**

Kee Tze Huei, Ooi Yong Lin, Rohanah Alias

ABSTRACT
ID 501

VIDEO CATEGORY: SURGICAL PROCEDURES

**RESCUING VISION: VITREORETINAL SURGERY FOR NUCLEUS DROP POST-CATARACT
SURGERY**

Muhammad Faiz Nordin, Abdul-Hadi Rosli, Aidila Jesmin Jabari

ABSTRACT
ID 502

VIDEO CATEGORY: SURGICAL PROCEDURES

**FROM DETACHMENT TO RECOVERY: SURGICAL REPAIR OF TOTAL RHEGMATOGENOUS
RETINAL DETACHMENT**

Muhammad Faiz Nordin, Abdul-Hadi Rosli, Aidila Jesmin Jabari

ABSTRACT
ID 522

VIDEO CATEGORY: SURGICAL PROCEDURES

MASTERING ZONULOLYSIS

Fairuz Wazir

ABSTRACT
ID 523

VIDEO CATEGORY: SURGICAL PROCEDURES

NAVIGATING ZONULOLYSIS: TECHNIQUES FOR CHALLENGING CATARACT SURGERIES

Fairuz Wazir, Mae-Lynn Catherine Bastion

ABSTRACT
ID 526

VIDEO CATEGORY: SURGICAL PROCEDURES

**BEYOND SIGHT: SURGICAL APPROACH TO GLOBE PRESERVATION IN SEVERE OCULAR
TRAUMA**

Sahel Akmal Che Mohd Hazidi, Khairul-Anwar Ibrahim, Abdul-Hadi Rosli, Khairidzan Mohd Kamal

ABSTRACT
ID 527

VIDEO CATEGORY: SURGICAL PROCEDURES

**CLEARING THE HAZE: DUAL STRATEGY OF PHACOEMULSIFICATION AND VITRECTOMY IN
PERSISTENT VITREOUS HEMORRHAGE CASE**

Sahel Akmal Che Mohd Hazidi, Abdul-Hadi Rosli, Aidila Jesmin Jabbari

ABSTRACT
ID 572

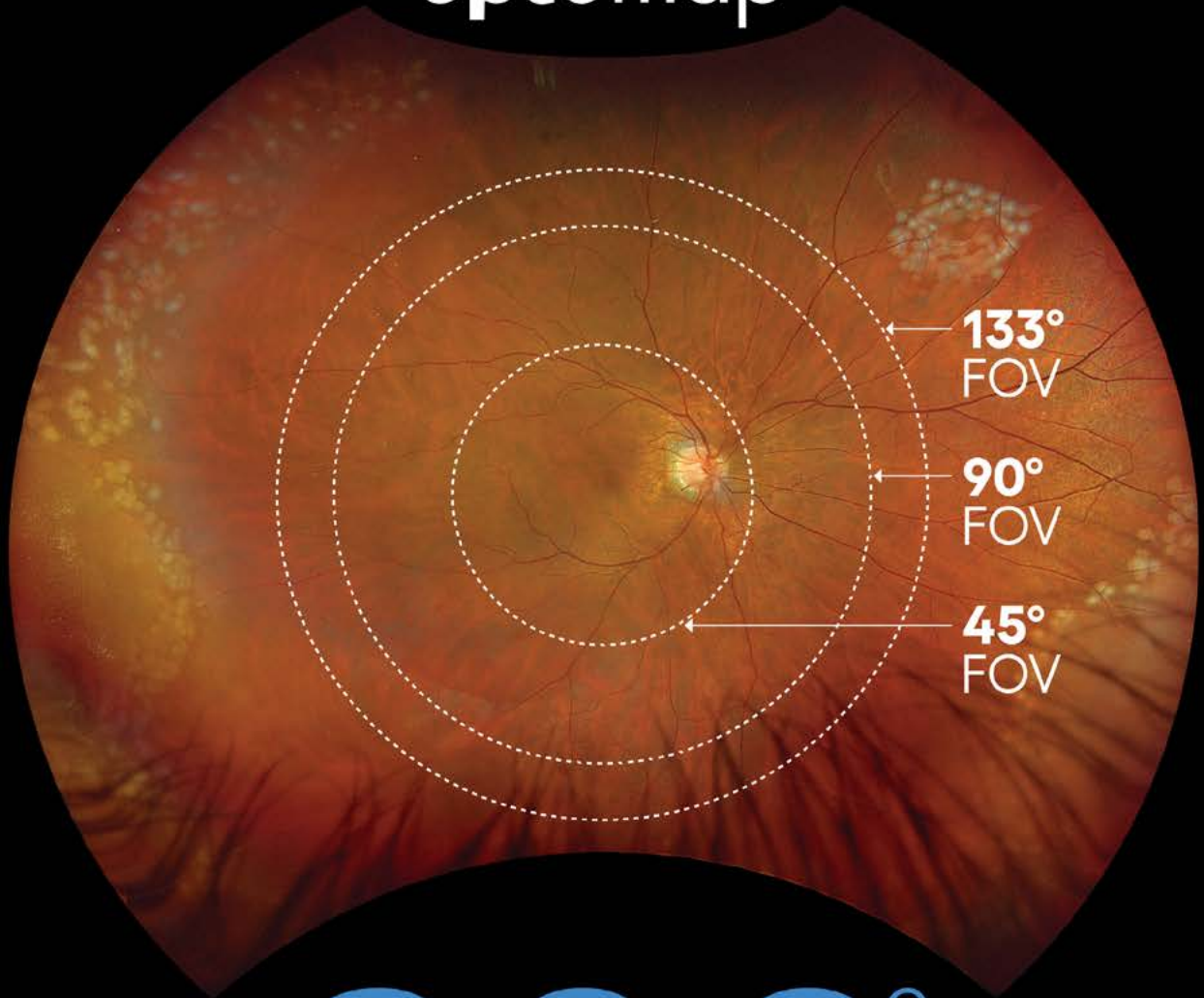
VIDEO CATEGORY: SURGICAL PROCEDURES

THE AINUR METHOD: SINGLE INCISION, NO DEHYDRATION CAIRS TECHNIQUE

Ainur Rahman Anuar, Fatimah Az-Zahra Shukran Jamil



optomap®



200°
SINGLE SHOT

optomap, the **ONLY** single-capture,
200° ultra-widefield retinal image.

Read more





MALAYSIAN OPHTHALMOLOGY SCIENTIFIC CONGRESS 2025

CONGRESS INFORMATION

Congress Information

We are delighted to welcome you to the inaugural **Malaysian Ophthalmology Scientific Congress (MOSC 2025)** in Kuala Lumpur, Malaysia. The following information is provided to make your attendance at MOSC 2025 as pleasant as possible. If you have any queries during the Congress or require any assistance, please visit the Registration Counter where our team will be happy to help.

EVENT NAME

The Malaysian Ophthalmology Scientific Congress (MOSC 2025)

CONGRESS VENUE

Berjaya Times Square Hotel,
1 Jalan Imbi, 55100 Kuala Lumpur,

REGISTRATION AND INFORMATION DESK

The MOSC 2025 Congress registration and information desk is located at **Registration Counter, Level 14** and will operate during the times listed below:

24 April 2025 (Thurs)	14:00 – 18:00
25 April 2025 (Fri)	06:30 – 18:00
26 April 2025 (Sat)	07:00 – 18:00
27 April 2025 (Sun)	07:00 – 16:00

ON-SITE PAYMENT

Onsite payment can be made at the Registration Desk during opening hours. Credit card is accepted in local currency (Malaysian Ringgit) only. Cheques are not accepted.

NAME BADGES

All registered delegates are required to collect their name badge at the Registration Counter. The name badge serves as your official pass and grants access to the following:

- All Scientific Sessions;
- Exhibition Hall;
- Opening Ceremony

The name badge will serve as the official access pass and must be worn at all times while on-site by the named delegate only. Please note that all badges are non-transferable.

DELEGATE BAG COLLECTION

Delegates are required to collect their name badge and delegate bag together at registration.

DRESS CODE

Business casual attire is appropriate for all Congress sessions.

SPEAKER READY ROOM

All speakers are required to check in and upload their PowerPoint presentations (.ppt format) at the Speaker Ready Room no later than three (3) hours prior to their scheduled session. The laptops in the Speaker Ready Room are configured identically to those in the presentation rooms. It is essential that speakers review their files there, where our technical team will be on hand to assist with any formatting or compatibility issues.

All presentation files uploaded in the Speaker Ready Room will be automatically transmitted to the podium laptop in the assigned session room ahead of the presentation.

The Speaker Ready Room is located at **Bronx VIII, Level 14, Berjaya Times Square Hotel**, and will be open during the following times:

24 April 2025 (Thurs)	14:00 – 18:00
25 April 2025 (Fri)	06:30 – 18:00
26 April 2025 (Sat)	07:00 – 18:00
27 April 2025 (Sun)	07:00 – 14:00

MOSC 2025 e-PROGRAMME BOOK & SUPPLEMENTARY ISSUE OF MALAYSIAN JOURNAL OF OPHTHALMOLOGY

The PDF copies of the e-Books will be available online from 24 April 2025. No hard copies will be distributed.



MOSC 2025
e-PROGRAMME
BOOK



SUPPLEMENTARY
ISSUE OF
MALAYSIAN
JOURNAL OF
OPHTHALMOLOGY

CONGRESS INFORMATION

Congress Information

e-POSTER DISCUSSION AREA

Selected poster will be presented at the e-Poster Discussion Area located at **Exhibition Hall, Manhattan 2, Level 14**. Schedule can be found in the final e-Poster Discussion.



CLICK HERE BACK TO
PROGRAMME OVERVIEW

e-POSTER & VIDEO PLATFORM

There are over 500 accepted e-posters and videos showcased in MOSC 2025. Delegates may visit the e-poster and Video Platform located at the **Manhattan Ballroom Foyer, Level 14**.

MOSC 2025 GALA DINNER

Join us for the MOSC 2025 Gala Dinner with the theme "Glow in Gold, Shine in Silver" on **26 April 2025** at **EQ Hotel Kuala Lumpur**.

Admission: RM200 per person

Ticket Purchase: Please visit the Registration Counter.

MORNING AND AFTERNOON TEA

Morning and afternoon tea will be served at the **Exhibition Hall and Manhattan Ballroom Foyer**.

POLICIES

No Smoking

Smoking is strictly prohibited in all session rooms, meeting, and exhibition areas. Your cooperation is appreciated.

Mobile Phones

Please respect the presenter and other delegates by ensuring that your mobile devices are put in silent mode during sessions.

Photography in the Exhibition Hall

Attendees wishing to photograph or videotape an exhibit must obtain permission from the relevant company beforehand.

Photographing or Videotaping Scientific Sessions

Photographing and/or videotaping the scientific sessions are strictly prohibited. (Permission must be obtained in advance by media representatives.)

e-CERTIFICATES OF ATTENDANCE

e-Certificates of Attendance can be downloaded through the MOSC 2025 system [\[CLICK HERE\]](#) after the Congress. Please log in with the same email address that you used to register for the Congress.

CONTINUING PROFESSIONAL DEVELOPMENT (CPD)

ACCREDITATION IN MALAYSIA

Malaysian Medical Association (MMA)*

The MOSC 2025 has been granted 20 CPD credits. Malaysian delegates are required to use the MMA Scanner App to scan a QR Code, which will only be available from 3pm on 26 April 2025 at Registration Counter at Level 14.

**MMA members are required to download the MMA Event/CPD app onto their mobile phone*

(please use this link: [\[CLICK HERE\]](#)).

**MMA Members should log in using the same email and password used for the MMA website.*

Academy of Medicine of Malaysia (AMM)

The MOSC 2025 has been granted 20 points. The Event ID: **32182** has been listed in the Medical Specialist CPD System. Kindly search by the event ID in the system to claim the CPD Points.

CONGRESS PHOTOGRAPHY

Some of the Congress sessions taking place will be filmed and recorded. There will also be a photographer present over the course of the Congress who will be capturing images. Any images will be retained and used by MOSC 2025. If you have any concern with your photograph being taken or session recorded, please visit the Registration Desk.

CONGRESS DIRECTORY

PLACE	IN BERJAYA TIMES SQUARE HOTEL
Registration Counter	Registration Counter, Level 14
Information Counter	Registration Counter, Level 14
Speaker Ready Room	Bronx VIII, Level 14
e-Posters & Videos	Manhattan Ballroom Foyer, Level 14
e-Poster Discussion Area	Manhattan 2, Level 14
Opening Ceremony	Manhattan 3, Level 14
MOSC 2025 Gala Dinner	Diamond Ballroom, EQ Hotel Kuala Lumpur
Exhibition Hall	Manhattan Ballroom Foyer & Manhattan 2, Level 14



MALAYSIAN OPHTHALMOLOGY SCIENTIFIC CONGRESS 2025

CONGRESS INFORMATION General Information

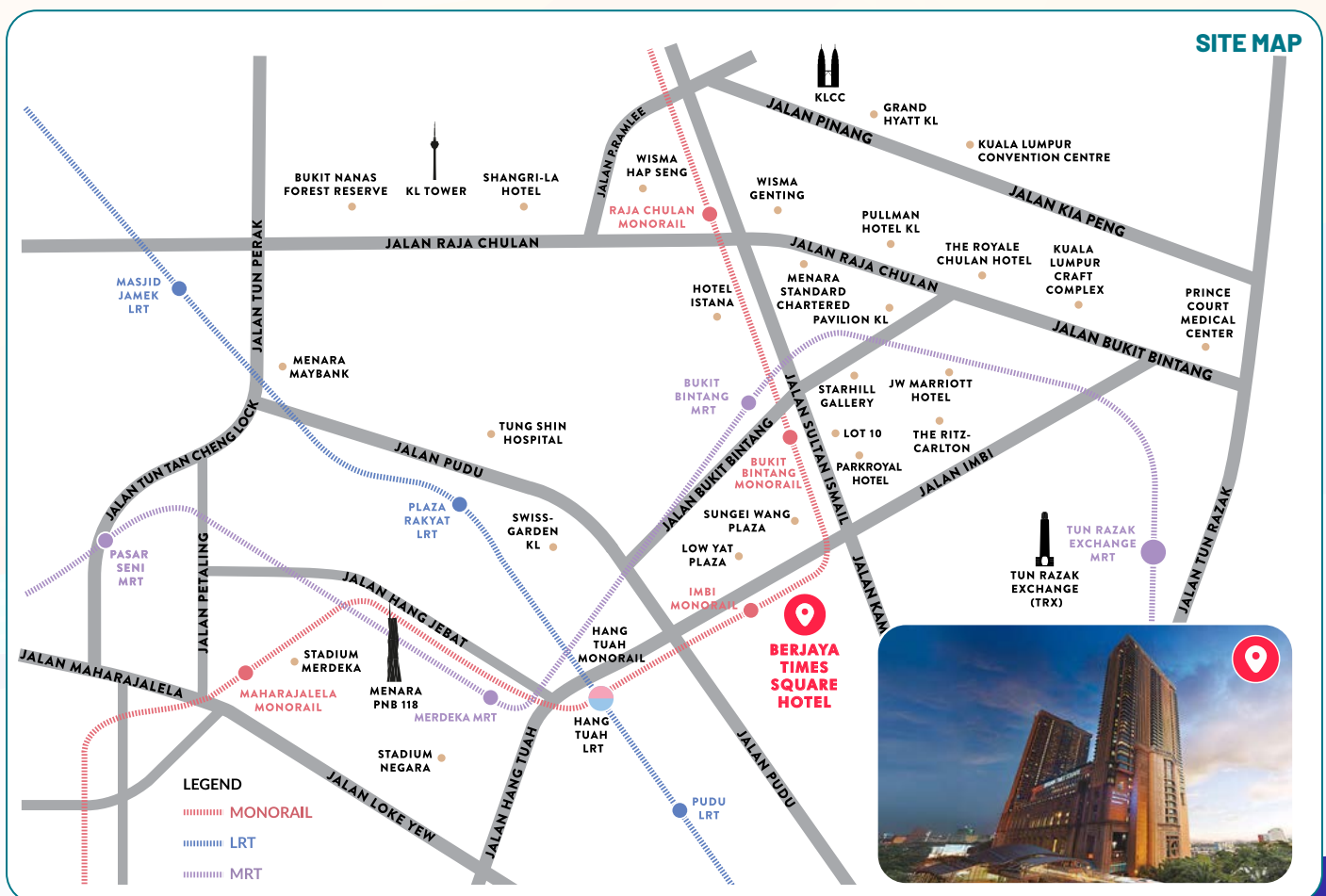
VENUE INFORMATION

Venue : **Berjaya Times Square Hotel**
Manhattan Ballroom, Level 14

Address : Berjaya Times Square Hotel, 1 Jalan Imbi, 55100 Kuala Lumpur, Malaysia.

Tel : +603 2117 8000

We welcome you to Berjaya Times Square Hotel, ideally situated right in the heart of Kuala Lumpur's liveliest entertainment hub and most happening shopping districts. Located just next to Berjaya Times Square Shopping Mall & walking distance to Lalaport BBCC with direct connectivity to the KL Monorail system, the 5-Star Convention Hotel is merely 15-minute walk away from Pavilion, KLCC and Merdeka 118. The Convention Hotel is situated adjacent to famous Jalan Alor Food Street, where you will indulge in some of the best culinary delights that Malaysia has to offer. In Berjaya Times Square Hotel, you will enjoy warm & charming Malaysian Hospitality in the most spacious guestrooms in Kuala Lumpur, tastefully refurbished with vintage-contemporary design and equipped with business-friendly facilities & services like restaurants & bar, high-speed internet connection, 24/7 concierge services, business lounge, mini bar, fitness centre, roof top swimming pool, spa & sauna services and car rental & limousine services. We are also a family-friendly convention hotel, featuring Family Room with bunk bed for children. In our celebration for Diversity, Equity, and Inclusion (DEI), the Convention Hotel is also a disabled friendly hotel. In our integrated 19,000sqft pillarless Grand Ballroom, immerse in our newest technology feature, 360-degree LED screens for a memorable ambience of your meetings, events and celebrations in Kuala Lumpur.



CONGRESS INFORMATION

General Information

GETTING TO THE BERJAYA TIMES SQUARE HOTEL

Getting to the Berjaya Times Square Hotel is very convenient as it is accessible by car and public transport.

Taxi and Ride Shares

Taxis or ride shares (alternatively known as e-hailing) may drop passengers at the entrance of the Berjaya Times Square Hotel. Popular ride-sharing or e-hailing services include Grab, Maxim and AirAsia Ride.

Monorail

Visitors can catch the Monorail to the Imbi Station, which stops in front of the Berjaya Times Square Shopping Complex. Once you disembark, follow the directional signage (Entrance C or D).

Car

The Congress venue shares its parking facilities with the adjoining shopping complex. Please enter through **Parking Gate 1**, park at the **West Wing**, and follow signs to the Hotel Lift. Parking charges for public parking are as follows:

- RM 3.50 for the first hour or part thereof
- RM 3.00 for each subsequent hour or part thereof

Maximum Daily Charges:

- RM 12.00 on weekdays
- RM 15.00 on weekends

Please note that parking ticket validation is not required.

VISITING MALAYSIA

MOSC 2025 will be held in Kuala Lumpur, Malaysia's capital and most populous city. A melting pot of various ethnicities and culture – Malay, Chinese, Indian and others living in this amazing city. Kuala Lumpur is a veritable food hub with incredible history, culture, and architecture, making it one of the most incredible cities on the planet. Kuala Lumpur has something to suit all ages and budgets, from the traditional to the modern. Visit the temples, mosques, skyscrapers, local markets and street food to taste what Malaysia is truly about.

For more information about Malaysia, please visit the following website: <https://www.malaysia.travel/>

TELECOMMUNICATIONS

You may purchase a prepaid mobile SIM card at the airport or from telecommunications shops in Malaysia. You are required to present your passport for the vendor to copy and register your new prepaid sim card under your name.

WiFi

The internet and WiFi connections are widely available. Complimentary WiFi will be provided in Berjaya Times Square.

Name: BTH WIFI
Username: bth3
Password: bth2605
Validation: 24 - 27 April 2025

CLIMATE

The weather in Malaysia is dominated by a tropical monsoon climate with temperatures varying from 38°C to 20°C with a mean annual temperature of 25.4°C. As this is a tropical climate, Kuala Lumpur experiences occasional rainfall, varying in intensity throughout the year.

CURRENCY EXCHANGE

Malaysia uses the Ringgit. You can change your cash at a bank, with a money changer or at a currency exchange desk. You may also use an ATM to withdraw what you need. Traveller's checks cannot be used in Malaysia as a direct payment. Many businesses use credit and debit cards. Make sure you have some cash on you, too, just in case of any issues. E-payments or e-wallets are also available, with popular forms of payments being GrabPay and Touch N' Go.

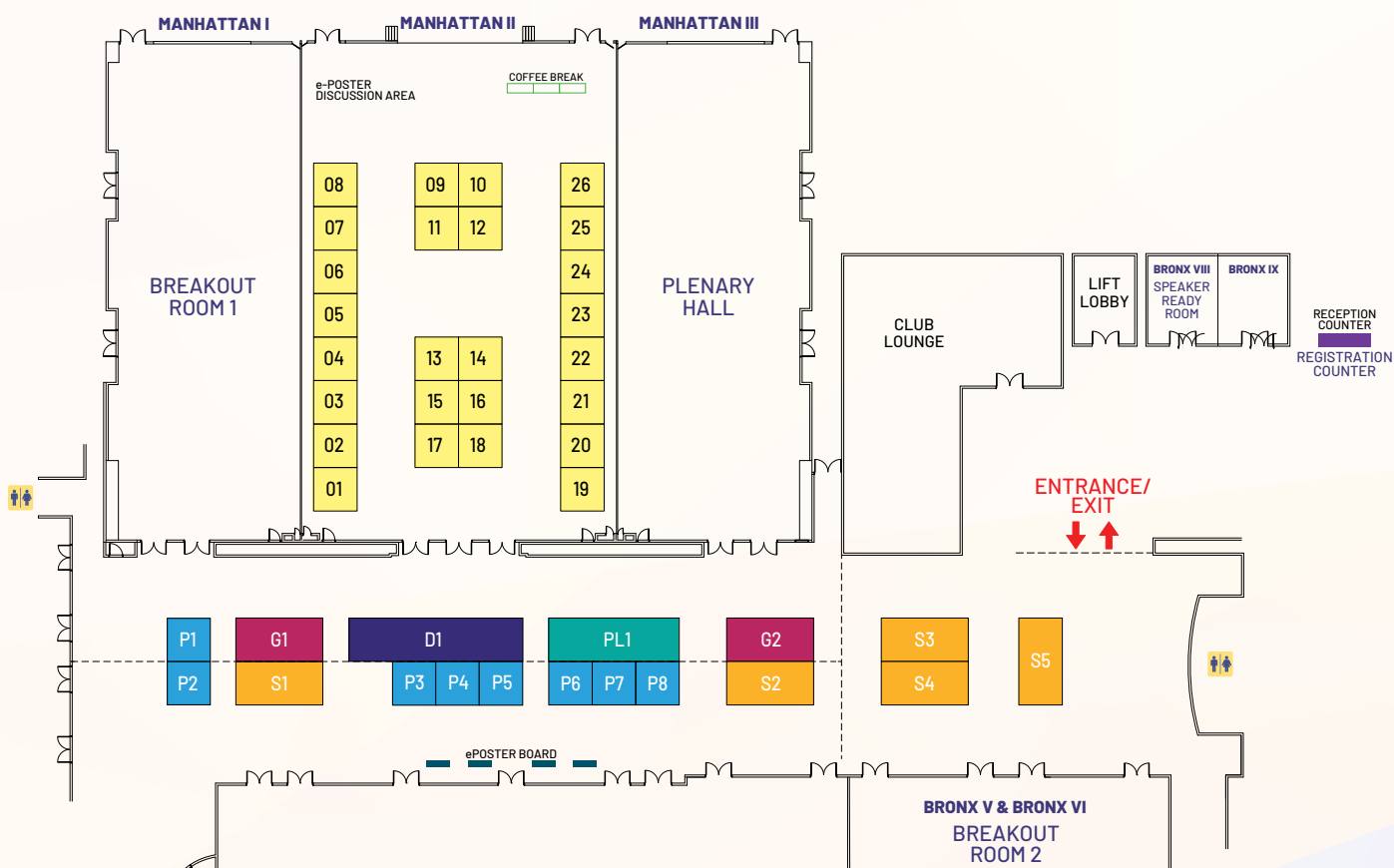
*United We Stand:
One Vision for Malaysia*





MALAYSIAN OPHTHALMOLOGY SCIENTIFIC CONGRESS 2025

CONGRESS INFORMATION Floor Plan & Exhibitor List



COMPANY	BOOTH NO.	COMPANY	BOOTH NO.	COMPANY	BOOTH NO.
ABBOTT	15	DKSH MALAYSIA SDN BHD	S2	PHARMANIAGA MARKETING SDN BHD	20 & 21
ABBVIE SDN BHD	S1	DOCQUITY MALAYSIA	P4	ROCHE (MALAYSIA) SDN BHD	G2
ACE COMPOUNDING SDN BHD	26	ESSILORLUXOTTICA	09	SANTEN PHARMA	S3
AIN MEDICARE SDN BHD	10	EXCIMED SDN BHD	17	SCHMIDT BIOMEDTECH SDN BHD	14
ALCON	PL1	EYE NATION MEDICAL SDN BHD	04 & 05	SOLARIS SCIENTIFIC (M) SDN BHD	03
AUROLAB	P2	IDB VISIONCARE	P1	STERIL MEDIC SDN BHD	01
BAYER CO. (MALAYSIA) SDN BHD	P5	JOHNSON & JOHNSON SURGICAL VISION	G1	SURGICAL IMPLANTS AND APPLIANCES SDN BHD	06 & 13
BIZ MEDIC SDN BHD	19	JOJA SURGICAL PVT LTD	02	TOPCON HEALTHCARE	S5
BMS OPTOMED SDN BHD	08	MANDARIN OPTO-MEDIC	P7 & P8	TRANSMEDIC OPHTHALMOLOGY	D1
BRILL	18	MEDFRAY MEDICAL SDN BHD	12	TRB CHEMEDICA	11
BYMAX CO, LTD	07	NING KWONG (M) SDN BHD	16	VITOP MALAYSIA	S4
CARL ZEISS SDN BHD	22 & 23	OPHTHALMIC INSTRUMENTS	24 & 25		
DKSH MALAYSIA SDN BHD	P6	ORBIT MEDICA SDN BHD	P3		

CONGRESS INFORMATION

Social Programme



CLICK HERE BACK TO
PROGRAMME OVERVIEW

**YO
NIGHT**

BY INVITATION ONLY

1900 hrs onwards
Friday, 25 April 2025

Rabbit Hole, Kuala Lumpur

**OPENING
CEREMONY**

OFFICIATION by
YABhg. Dato' Seri Dr. Wan Azizah Dr. Wan Ismail

OPEN TO ALL DELEGATES

1130 - 1230 hrs
Saturday, 26 April 2025

Manhattan III, Level 14,
Berjaya Times Square Hotel,
Kuala Lumpur

**GALA
DINNER**

Glow in Gold. Shine in Silver

TICKETED EVENT

1900 hrs onwards
Saturday, 26 April 2025

Diamond Ballroom,
Level 1, EQ Hotel, Kuala Lumpur



MALAYSIAN OPHTHALMOLOGY SCIENTIFIC CONGRESS 2025

SPONSORS List of Sponsors

DIAMOND SPONSOR

transmedic
ophthalmology

TRANSMEDIC OPHTHALMOLOGY
Booth No: D1

PLATINUM SPONSOR

Alcon

ALCON
Booth No: PL1

PREMIUM GOLD SPONSORS

**Johnson & Johnson
MedTech**

JOHNSON & JOHNSON SURGICAL VISION
Booth No: G1



ROCHE (M) SDN BHD
Booth No: G2

SILVER SPONSORS

abbvie

ABBVIE SDN BHD
Booth No: S1



DKSH MALAYSIA SDN BHD
Booth No: S2

Santen

SANTEN PHARMA MALAYSIA
SDN BHD
Booth No: S3

**TOPCON
Healthcare**

TOPCON HEALTHCARE
Booth No: S5



VITOP MALAYSIA
Booth No: S4

EXHIBITORS

List of Exhibitors



**ABBOTT LABORATORIES
(MALAYSIA) SDN BHD**
Booth No: 15



ACE COMPOUNDING PHARMACY
Booth No: 26



AIN MEDICARE SDN BHD
Booth No: 10



AUROLAB
Booth No: P2



BAYER CO. (MALAYSIA) SDN BHD
Booth No: P5



BIZ MEDIC SDN BHD
Booth No: 19



BMS OPTOMED SDN BHD

BMS OPTOMED SDN BHD
Booth No: 08



BRILL
Booth No: 18



BYMAX CO LTD
Booth No: 07

*United We Stand:
One Vision for Malaysia*





MALAYSIAN OPHTHALMOLOGY SCIENTIFIC CONGRESS 2025

List of Exhibitors



Seeing beyond

CARL ZEISS SDN BHD
Booth No: 22 & 23



DKSH MALAYSIA SDN BHD
Booth No: P6



DOCQUITY MALAYSIA
Booth No: P4

EssilorLuxottica

ESSILORLUXOTTICA
Booth No: 09



EXCIMED SDN BHD
Booth No: 17



EYE NATION MEDICAL SDN BHD
Booth No: 04 & 05



IDB VISIONCARE
Booth No: P1



JOJA SURGICAL PVT LTD
Booth No: 02



MANDARIN OPTO-MEDIC SDN BHD
Booth No: P7 & P8



MEDFRAY MEDICAL SDN BHD
Booth No: 12



NING KWONG (M) SDN BHD
Booth No: 16



OPHTHALMIC INSTRUMENTS
Booth No: 24 & 25

List of Exhibitors



ORBIT MEDICA SDN BHD
Booth No: P3



**PHARMANIAGA MARKETING
SDN BHD**
Booth No: 20 & 21



SCHMIDT BioMedTech
SCHMIDT BIOMEDTECH SDN BHD
Booth No: 14



SOLARIS SCIENTIFIC (M) SDN BHD

SOLARIS SCIENTIFIC SDN BHD
Booth No: 03



Singapore · Malaysia · Hong Kong

STERIL MEDIC SDN BHD
Booth No: 01



**SURGICAL IMPLANTS AND
APPLIANCES SDN BHD**
Booth No: 06 & 13



TRB

Your experience
Your expertise
Your expectations

TRB CHEMEDICA
Booth No: 11

*United We Stand:
One Vision for Malaysia*



